



Bal Bharati
PUBLIC SCHOOL
(An Institution of the Child Education Society (Regd.) Delhi)
BRIJ VHAR, GHAZIABAD

BAL BHARATI PUBLIC SCHOOL, BRIJ VIHAR

CURRICULUM: PRE- SCHOOL

SESSION: 2023-24

About the Pre-Primary System

Bal Bharati Public School strives to provide a happy, secure and caring atmosphere for children. It creates a stimulating environment both indoors and outdoors, provides a moral framework which helps them build an understanding to choose between right and wrong. It also helps children to develop a lively and inquisitive personality.

The curriculum of pre- primary is based on themes which are incorporated with an integrated approach. It prepares children physically, emotionally, socially and mentally for formal schooling and provides a culturally sound environment which facilitates in grooming young minds.

Pre-Primary education is the first step towards entering the world of knowledge as well as a healthy and purposeful life.

The curriculum is categorized under the following Learning Centres: Language and Literacy, Maths and Blocks, Explorative Centre, Creative Expressions, Life Skills, Moral Values, Music and Movement.

The principle of moving from known to unknown, simple to complex and from concrete to abstract is always kept in mind while planning the curriculum along with multifarious activities.

The curriculum designed is child centered and instill traits of teamwork, empathy, patience, perseverance and respect, provides holistic education akin to cognitive, social, expressive and interacting skills. This helps children become more independent, confident and curious learners and encourages them to realize their true potential.

Steven Anderson:

“Alone we are smart...Together we are brilliant”.

Ignacio Estrada: “If a child can’t learn the way we teach, may be, we should teach the way they learn...”

Pre – School Curriculum

<u>Month</u>	<u>Themes</u> <u>PS</u>
April	All about me
May	Summer Season
July	The Growing Me
August	Rainy Season
September	Animals
October	Things in the Sky
November	Means of Transport
December	Winter Season
January	People who help us
February	Plants & Air
March	My School

Month - April/May

Theme- All About Me/Summer Season

Social Skill/Value/Basic Courtesies & Manners- Greeting, Use of Three Magic Words, Taking Turns & Sharing.

Language Development (English & Hindi)	Literacy (English & Hindi)	Blocks & Maths	Gross & Fine Motor Skills & Creative Expression
<ul style="list-style-type: none"> • Sing Along- God's Love, Clap your hands, Hop a Little, Ten Little Fingers, 1,2 Buckle my shoe, Sweet Me. • गीतांजलि- हे भगवान, अहा टमाटर, अच्छे बच्चे, आलू बोला, गर्मी आई • Story- Thirsty Crow • कहानी - लालची चूहा • Circle Time • News of The Day • Pass the Ball- Pass the ball to each child and let each child speak his name. • Name Game -Each child will tell his /her name and a word with the letter of his name. • Auditory Discrimination -Sounds of different objects like bangles ,coins, animals, birds • Telephone Game (Pretend Play). <ul style="list-style-type: none"> • Free Conversations on the Topics - Myself, Body Parts andkeeping Myself Clean • बच्चों को स्वतंत्र रूप से अपने आपको व्यक्त करने और अपने बारे में कुछ पंक्तियाँ बोलने के लिए प्रोत्साहित किया जाएगा- मेरा नाम, मेरी माँ का नाम, मेरे पिता का नाम 	<p>Reading Readiness Activities-</p> <ul style="list-style-type: none"> • Vocabulary – name, year (age), boy, girl, teacher, class, father, mother, names of the body parts, clean, soap, towel, comb, brush, oil, toothpaste, clothes, etc. <p>Writing Readiness Activities</p> <ul style="list-style-type: none"> • Spooning • Threading • Scribbling on different surfaces • Colouring activities • Paper tearing and pasting, sand tracing, clay modelling, Lacing and pegging, printing (finger, vegetable, etc). • शब्दावली - गर्मी, गरम ,हवा, पसीना, छाया, रस, शरबत, पंखा, आदि इन शब्दों को नियमित रूप से क्रियाओं द्वारा बच्चों के सक्रिय शब्दकोष में प्रयोग करवायें 	<p>Development of Simple Early Mathematical Skills:</p> <ul style="list-style-type: none"> • Sorting Activities • Pairing activities • Comparing with concrete objects and pictures. • Pre number concept – Big / Small, More/ Less. • Shape – Circle. Showing concrete objects in the environment • Knowledge of patterns: Standing line • Oral Counting – 1 to 5 • Montessori Apparatus- • Pink Tower 	<p>Fine Motor-</p> <ul style="list-style-type: none"> • Colours-Red, Yellow • Colouring in Sun, Lollipop, Mango, Ball • My Activity Book- Yummy Tomato (Pg 1), MangoMania (Pg 2), I love Ice- Cream (Pg 5), My Almirah (Pg 20) • Art and Craft activities on summer fruits and vegetables. • Gross Motor- • Animal walk, Body Movements • Creative Expression-Doll's play (to bring concept of body parts) and dancing freely on music to recognise his/her body parts (eg-shake shake shake your leg) • Cooking without fire (lemonade & fruit chaat). <p>Practical Life Activities:</p> <ul style="list-style-type: none"> • Hanky Folding • How to give a glass of water • Touch Boards

Learning Outcomes

<p>English: Children will be able to understand simple and multi-level directions. They will be able to sing/recite rhymes with actions.</p> <p>Hindi : बच्चे सरल शब्दों में अपना परिचय देने का प्रयास करेंगे।</p> <p>बच्चे अपने शब्दों में कहानी बुनने और अपने आप को व्यक्त करने का प्रयास करेंगे।</p>	<p>English: Children will be able to develop an understanding about our own self. They will be able to enhance eye-hand co-ordination.</p> <p>Hindi: बच्चे भाषा के प्रति रुचि जागृत करेंगे । बच्चे गर्मी के मौसम से सम्बंधित शब्दों को नियमित रूप से क्रियाओं द्वारा सक्रिय शब्दकोष में प्रयोग करेंगे।</p>	<p>Children will be able to develop their thinking skills and build problem solving ability. Children will be able to enhance their cognitive skills and ability.</p>	<p>Children will be able to develop their fine motor skills and gross motor skills. They will be able to develop their critical thinking and have a meaningful & joyful learning.</p>
---	--	---	---

Month – July
Theme- The Growing Me

Social Skill/Value/Basic Courtesies & Manners- Politeness, Punctuality & Truthfulness (Listen well, Eat well).

Language Development (English & Hindi)	Literacy (English & Hindi)	Blocks & Maths	Gross & Fine Motor Skills& Creative Expression
<ul style="list-style-type: none"> Circle Time News of The Day Sing Along: Growing me Be Honest How does the corn go...? Story: Thirsty Crow. गीतांजलि- गर्मी में, मेरे साथी, चुन्नू मुन्नू आओ भाई आओ, अपना घर कहानी- लालची चूहा Story making <p>Children to express what they like/ dislike to eat</p> <ul style="list-style-type: none"> I feel happy when..... I feel sad when..... I love to eat... <ul style="list-style-type: none"> Show and Tell Dramatics (Role Play) Vegetable Market Picture reading using the class library books. 	<p>Reading Readiness Activities</p> <ul style="list-style-type: none"> Vocabulary- hobby, like, dislike, good, bad, game, please, excuse (me), sorry, thank you, my, mine, me, myself, etc. Letter and sound recognition Ll, Tt, Ii. Alphabet Stories and rhymes to introduce the letters Related vocabulary with each consonant- leg, ten, inkpot, etc. Letter games Related worksheets शब्दावली- भोजन, दूध, साफ, सफाई, दवाई, सावधानी, गन्दा, मच्छर, मक्खी, रुमाल <p>किन्ही पांच क्रियाओं के चित्र दिए जायेंगे जैसे : खेलना, खाना, कूदना, उछलना, आदि। इन क्रियाओं की पहचान करवाई जाएगी, किसी एक क्रिया पर पंक्तियाँ बोलने के लिए प्रोत्साहित किया जाएगा।</p> <p>Writing Readiness Activities</p> <ul style="list-style-type: none"> Origami, Building Blocks, Clay Modelling with Rolling Pin, Grasping, Picking up small objects specifically with pincer grip & tripod grip. Tong activities, Lemon squeezing, squeezing with a medicine dropper. Pattern writing Tracing Straight & Slanting lines Tracing in air, sand and on paper. Stirring and mixing. Montessori Apparatus- Sand Paper Letters. 	<p>Development of Simple Early Mathematical Skills:</p> <ul style="list-style-type: none"> Sorting Activities Pairing activities Pre number Concept – Tall / Short. Shape – Square. Knowledge of patterns: clockwise and anticlockwise. Recognition of numbers – 1,2,3 Correlation of numbers with objects 1, 2 & 3 Oral Counting – 1 to 5. Montessori Apparatus- Pink Tower Cylinder blocks Sand Paper Numbers 	<p>Fine Motor-</p> <ul style="list-style-type: none"> Introduction of colour- Blue Tearing and Pasting in Cloud and Water Droplets Vegetable printing My Activity Book- Row, Row Your Boat (Pg 8), Fun with Crayons (Pg 12) <p>Gross Motor-</p> <ul style="list-style-type: none"> Fun with lines-Jump, walk, hop, skip and jump on floor sketch of letters <p>Creative Expression-</p> <ul style="list-style-type: none"> Collective collage making Practical life : Velcro frame Montessori Apparatus- Colour Tablets-1 <p>Practical Life Activities:</p> <ul style="list-style-type: none"> How to give pointed things

Learning Outcomes

<p>English: Children will be able to understand & comprehend conversations and stories.</p> <p>They will be able to recite rhymes with actions and expressions.</p> <p>Hindi: बच्चे चित्र के सूक्ष्म और प्रत्यक्ष पहलुओं पर बारीक अवलोकन करना सीखेंगे ।</p> <p>बच्चे कविता और कहानी को रूचि लेकर सुनना और अपने शब्दों में व्यक्त करना सीखेंगे ।</p>	<p>English: Children will be able to enhance active vocabulary related to summer season.</p> <p>They will be able to acquire phonetic awareness.</p> <p>Hindi: बच्चे भाषा के प्रति रुचि जागृत करेंगे ।</p> <p>बच्चे कौशल के अनुप्रोग और एकीकरण पर ध्यान केंद्रित करना सीखेंगे ।</p>	<p>Children will be able to develop an understanding of simple early mathematical skills.</p> <p>Children will be able to develop an understanding of repeating patterns by identifying, extending and creating.</p>	<p>Children will be able to articulate their feelings and thoughts.</p> <p>Children will be able to develop gross and fine motor skills and enhance creativity.</p>
---	---	--	---

Month-August
Theme- Rainy Season

Social Skill/Value/Basic Courtesies & Manners- Preservation of Physical Elements of Environment.

Language Development (English & Hindi)	Literacy (English & Hindi)	Blocks & Maths	Gross & Fine Motor Skills & Creative Expression
<ul style="list-style-type: none"> Sight words- I, My, Me. Rhymes- I hear Thunder, A Rainy Day, I Love Umbrella Story: Thirsty Crow. गीतांजलि - छाता, नन्हे सैनिक कहानी- लालची चूहा चित्र वार्तालाप Circle Time News of The Day Children will be asked to bring umbrella or raincoat and they will be encouraged to speak about their belongings in English Auditory Visual Association – Matching words to pictures/story sequence cards, etc. Picture reading using the class library books. 	<p>Reading Readiness Activities -</p> <ul style="list-style-type: none"> Vocabulary – umbrella, rain, raincoat, raindrops, clouds, water, save, dirty, tea, dry, wet, muddy etc. Letter and sound recognition Ff, Dd, Aa. Alphabet Stories and rhymes to introduce the letters Related vocabulary with each consonant –fish, frog, drum, drain, Delhi, apple, axe, etc. Letter games Related worksheets. शब्दावली : बारिश, कीचड़, छाता, बादल, गीला, नाव, बिजली, चमकना, मेंढक, मछली, आदि चित्र पुस्तक पढ़ना <p>Writing Readiness Activities</p> <ul style="list-style-type: none"> Pattern writing activities - tracing curves and circle. Colouring in enclosed figures. Tracing activities like air, sand paper, sand, lentils etc. <p>Montessori Apparatus-</p> <ul style="list-style-type: none"> Sand Paper Letters. 	<p>Development of Simple Early Mathematical Skills:</p> <ul style="list-style-type: none"> Sorting Pairing Comparing. Pre number Concept – Revision of Big / Small, More /Less, Tall / Short with Objects, Pictures, worksheets. Shapes – Revision of Circle & Square. Recognition of numbers – 4 & 5 Correlation of numbers with objects 1 to 5. Oral Counting – 1 to 10. Pattern Writing-Slanting lines. <p>Montessori Apparatus-</p> <ul style="list-style-type: none"> Pink tower. Cylinder Blocks. Number Rods. 	<p>Fine Motor-</p> <ul style="list-style-type: none"> Art and craft activities on rainy season-(Boat, and Umbrella) My Activity book- My Brother is the Best (Pg 6), Jai Hind (Pg 7), Rain Rain Go Away (Pg 4) <p>Gross Motor –</p> <ul style="list-style-type: none"> Puddle jumping (teacher will make artificial puddle area). Hop, skip and jump on floor sketch of letters (Teacher will make sketch on the floor). <p>Creative Expression-</p> <ul style="list-style-type: none"> Dressed in rain gear- Kids fashion show Save water (March on save water) <p>Montessori Apparatus-</p> <ul style="list-style-type: none"> Practical life activity: Zip frame Coat Button Frame Seed Pouring

Learning Outcomes

<p>English: Children will be able to use language to express and communicate.</p> <p>Children will be able to identify characters and sequence of a story.</p> <p>Hindi: बच्चे सुनी कहानियाँ और कविताओं को समझकर उन्हें अपने अनुभवों से जोड़ पाना तथा उन्हें अपने शब्दों में कहने का प्रयास करेंगे।</p> <p>बच्चे चित्र के सूक्ष्म और प्रत्यक्ष पहलुओं पर बारीक अवलोकन करना सीखेंगे।</p>	<p>English: Children will be able to associate words with pictures and letters.</p> <p>Children will be able to recognise letters and its sound.</p> <p>Hindi: बच्चे प्रकृति की सुंदरता की सराहना करना और वास्तविक जीवन में वर्षा ऋतू का सह- संबंध समझने का प्रयास करेंगे।</p> <p>बच्चे जीवन कौशल को व्यावहारिक जीवन स्थितियों में उपयोग करने में सक्षम हो पाएंगे।</p>	<p>Children will be able to understand the concept of more /less, short/ tall.</p> <p>They will be able to correlate the objects in the environment with the shapes.</p>	<p>Children will be able to learn about the things related to rainy season.</p> <p>They will be able to gain strength and confidence and develop gross and fine motor skills.</p>
---	--	--	---

Month- September

Theme- Animals

Social Skill/Value/Basic Courtesies & Manners- Kindness & Honesty.

Language Development (English & Hindi)	Literacy (English & Hindi)	Blocks & Maths	Gross & Fine Motor Skills & Creative Expression
<ul style="list-style-type: none"> • Sing Along: Rabbits rabbits, Five little Monkeys, Teddy Bear. • Story- The Hare and The Tortoise • गीतांजलि - जंगल में जानवर खेलते हैं, हमारी बिल्ली, चींटी और हाथी • कहानी : शेर और चूहा • मौखिक ध्वनि विश्लेषण -ऊ, आ • मौखिक ध्वनि विश्लेषण अपने नाम की पहली ध्वनि सुनना • Circle Time • News of The Day • Story making as per the theme – Kindness to Animals • Conversation • Discussion on animals around us. Pet animals, animals they see in zoo. • Dramatization/Puppetry • Stories based on animals using the flash cards/masks/puppets, etc • Game for making rhyming words 	<p>Reading Readiness Activities</p> <ul style="list-style-type: none"> • Vocabulary- pet, wild, farm, tail, big, small, names of animals etc. • Letter and sound recognition Kk, Bb, Hh. • Alphabet Stories and rhymes to introduce the letters • Related vocabulary with each consonant - kite, boy, hut, etc. • Letter games • Related worksheets • Sight words- I, am. • रेत अनुरेखण -ऊ, आ • शब्दावली : कुत्ता, बिल्ली, गाय, मछली, बन्दर, हाथी, शेर, चूहा, चींटी <p>Writing Readiness Activities</p> <ul style="list-style-type: none"> • Pattern writing activities – zigzag lines, curves & circle. • Rainbow tracing, Colouring in enclosed figures • Tracing activities like air, sand paper, sand, lentils etc. • Paper folding, mixing ingredients, playing with dough. <p>Montessori Apparatus- Sand Paper Letters.</p>	<p>Development of Simple Early Mathematical Skills:</p> <ul style="list-style-type: none"> • Pairing activities with pictures and objects (Colour, size, shape). Comparing. Problem Solving, Puzzles 2-3 pieces, Odd one out. • Pre number Concept – Long / Short • Shapes – Triangle • Recognition of numbers – 6,7,8 • Correlation of numbers with objects 1 to 8. • Oral Counting – 1 to 10. <p>Montessori Apparatus-</p> <ul style="list-style-type: none"> • Sand paper numbers. • Number Rods and Cards. • Constructive Triangles • Long Stairs 	<ul style="list-style-type: none"> • Fine Motor- • Clay Moulding- Activities to create simple animals • Simple animal mask making. • My Activity Book - I am the Tallest (Pg 11) , I Live in Water (Pg 18) and Cotton Pasting (Pg 23) • Gross Motor- • Animal Movements. • Hop, skip and jump on floor sketch of letters • Creative Expression- Rhyme dramatization • Montessori Apparatus- • Practical life- • Button Frame - Shirt • Colour tablets – 1

Learning Outcomes

<p>English: Children will be able to develop their listening and speaking skills. They will be able to enhance their 3 C's Communication, Creativity & Compassion.</p> <p>Hindi: बच्चे स्वर प्रवाह तथा भावों के अनुरूप कविता पाठ करने की योग्यता विकास कर पाएंगे ।</p> <p>बच्चे सुनी सामग्री (कहानी, कविता आदि) के बारे में बातचीत , अपनी राय , प्रश्न निर्माण करना सीखेंगे ।</p>	<p>English: Children will be able to build confidence and promote self-learning. Children will be able to associate words with pictures and letters.</p> <p>Hindi: बच्चे वायु अनुरेखण और रेत अनुरेखण के द्वारा ऊ और आ स्वरों की बनावट को पहचानना सीखेंगे।</p> <p>बच्चे पशु- पक्षियों की प्रजातियाँ, विशेषताओं, निवास की आवश्यकताओं और जीवन चक्रों की पहचान करने में सक्षम होंगे।</p>	<p>Children will be able to develop an understanding of pattern making and increase their manipulative skills.</p> <p>Children will be able to develop an understanding of the Cardinal meaning of the numbers.</p>	<p>Children will be able to display dramatic skills .</p> <p>They will be able to produce creative works that demonstrate innovation in concept.</p>
---	--	---	--

Month- October
Theme- Things in the Sky.
Social Skill/Value/Basic Courtesies & Manners- Happiness.

Language Development (English & Hindi)	Literacy (English & Hindi)	Blocks & Maths	Gross & Fine Motor Skills & Creative Expression
<ul style="list-style-type: none"> • Circle Time- • News of The Day • Sing Along- When you're happy..., Two little Dicky Birds. • Role Play for making the child recognize sounds of birds. • Story- The Hare and The Tortoise • गीतांजलि- डेलम डेल, चिड़िया रानी, उड़ी पतंग • कहानी : शेर और चूहा • मौखिक ध्वनि विश्लेषण - ई, ऐ • Picture Reading • Rhyming games • Theme based riddles. 	<p>Reading Readiness Activities -</p> <ul style="list-style-type: none"> • Vocabulary – sky, moon, stars, birds, airplane, balloon, butterfly, dust, rainbow, kite, up, high etc. • शब्दावली - बाजरा, पंख, चोंच, उड़ान, घोंसला, पेड़, तिनका • Letter and sound recognition Ee, Vv. • Alphabet Stories and rhymes to introduce the letters • Related vocabulary with letter- egg, engine, van, etc. • Letter games • Related worksheets • Sight words – he, she, we. <p>Writing Readiness Activities</p> <ul style="list-style-type: none"> • Colouring in enclosed figures • Tracing activities like air, sand paper, sand, lentils etc. • Weaving, dressing up using buttons, press-studs, zips and shoe lace etc • वायु अनुरेखण और रेत अनुरेखण - ई, ऐ • दिए गए अक्षरों में रंग भरने का प्रयास करें • Montessori Apparatus- • Sand Paper Letters. • Tracing on Sand paper letters. 	<p>Development of Simple Early Mathematical Skills:</p> <ul style="list-style-type: none"> • Sorting • Pairing • Comparing. • Problem Solving, Puzzles 2-3 pieces • Odd one out. • Pre number Concept – Far/Near • Shapes – Rectangle. Recognition of numbers – 1 to 9. • Zero Lesson • Correlation of numbers with objects 1 to 9. • Oral Counting – 1 to 10. <p>Montessori Apparatus-</p> <ul style="list-style-type: none"> • Geometrical Solids. • Number Rods & Cards. • Spindle Box. • Sand paper numbers. 	<p>Fine Motor-</p> <ul style="list-style-type: none"> • Paper plate craft- • Sun, star and moon making for the concept of day and night. • My Activity Book: Our Feathered Friends (Pg 13), Happy Dussehra (Pg.15) & Fly Away (Pg 3) <p>Gross Motor-</p> <ul style="list-style-type: none"> • Blow, inflate and release balloons up in the sky. • Hop, skip and jump on floor sketch of letters (Teacher will make sketch on the floor). • Making smiling faces with ZERO (art or craft activity). <p>Creative Expression-Bird feeder -(making of bird feeder).</p> <p>Montessori Apparatus-</p> <ul style="list-style-type: none"> • Colour tablets – 2. • Knobless Cylinders

Learning Outcomes

<p>English: Children will be able to use a diverse and extensive vocabulary.</p> <p>Children will be able to enhance their speaking ability in English both in terms of fluency and comprehensibility.</p> <p>Hindi: बच्चे चित्र के सूक्ष्म और प्रत्यक्ष पहलुओं पर बारीक अवलोकन करना सीखेंगे ।</p> <p>बच्चे सुनने और बोलने के कौशल को बेहतर कर पाएंगे ।</p>	<p>English: Children will be able to acquire phonetic awareness.</p> <p>Children will be able to enhance sensory-motor skills.</p> <p>Hindi: बच्चे वायु अनुरेखण और रेत अनुरेखण के द्वारा ई और ऐ स्वरों की बनावट को पहचानना सीखेंगे।</p> <p>बच्चे , आकाश में सूर्य , चन्द्रमा और सितारों तथा पक्षियों, पतंग, हवाई जहाज़ आदि की उपस्थिति का निरीक्षण , पहचान और वर्णन कर पाएंगे।</p>	<p>Children will be able to recognise, describe and represent numbers.</p> <p>They will be able to implement the usage of numbers in day to day life.</p>	<p>Children will be able to develop confidence, thinking skills, imagination and emotional understanding.</p> <p>Children will be able to boost critical thinking and observation.</p>
---	--	---	--

Month- November
Theme- Means of Transport.
Social Skill/Value/Basic Courtesies & Manners- Cleanliness.

Language Development (English & Hindi)	Literacy (English & Hindi)	Blocks & Maths	Gross & Fine Motor Skills & Creative Expression
<ul style="list-style-type: none"> Sing Along: Wheels of the Bus, Bits of paper, Tommy's Thumb. Story- The Hare and The Tortoise कविता: गाड़ी का पहिया, बत्ती, छुक - छुक - छुक चली मैट्रो... कहानी: शेर और चूहा मौखिक ध्वनि विश्लेषण - औ, उ, अ Circle Time News of the Day Show and Tell Picture conversation Role play of a driver, traffic policeman, and a pedestrian. Riddles on the theme 'Transport' 	<p>Reading Readiness Activities -</p> <ul style="list-style-type: none"> Vocabulary – land, road, water, air, track, wheels, fast, slow, traffic, light, busy, names of different means of transport, metro, metro station (narrate stories connecting the theme for the month-cleanliness), etc. Letter and sound recognition Cc, Oo शब्दावली- सड़क, जल, पटरी, हवा, रेलगाड़ी, वाहन, उड़ान, समुद्र, सावधानी, गाड़ी, बत्ती Alphabet Stories and rhymes to introduce the letters Related vocabulary with each letter – cat, cup, ostrich, orange, etc. Letter games Related worksheets Sight words – this, the, it <p>Writing Readiness Activities –</p> <ul style="list-style-type: none"> Colouring in enclosed figures Tracing activities like air, sand paper, sand, lentils etc. रेत अनुरेखण औ, उ, अ दिए गए अक्षर में रंग भरने का प्रयास करें Pattern writing. Recapitulation Activities. <p>Montessori Apparatus</p> <ul style="list-style-type: none"> Sand paper letters. 	<p>Development of Simple Early Mathematical Skills:</p> <ul style="list-style-type: none"> Sorting Pairing Comparing. Problem Solving, Puzzles 2-3 pieces Odd one out. Pre number Concept – Long / Short, High / Low Shapes – Square & Rectangle. Recognition of numbers – 1 to 10 Correlation of numbers with objects 1 to 10 Oral Counting – 1 to 10. Writing of numbers 1,2 with crayons. <p>Montessori Apparatus-</p> <ul style="list-style-type: none"> Geometrical solids Number Rods & cards. Spindle box. Sand paper numbers. 	<ul style="list-style-type: none"> Fine motor skills- Paper toy or block construction of various means of transport. My Activity Book- Up in the Sky (Pg 16), Happy Diwali (Pg.17) Gross motor skills Hop, skip and jump on floor sketch of letters. Imitating movements of different vehicles. Creative Expression- free hand drawing <p>Montessori Apparatus-</p> <ul style="list-style-type: none"> Colour tablets – 2. Press Button Frame Hook Frame

Learning Outcomes

<p>English: Children will be able to use speech or an expressive mode of communication.</p> <p>Children will be able to comprehend conversations and stories.</p> <p>Hindi: बच्चे अपने शब्दों में कहानी बुनने और अपने आप को व्यक्त करने का प्रयास करेंगे।</p> <p>बच्चे रचनात्मक और बौद्धिक विचारों के कौशल का निर्माण करने में सक्षम होंगे।</p>	<p>English: Children will be able to identify letter-sound relationship.</p> <p>They will be able to evaluate the sensory information.</p> <p>Hindi: बच्चे अपनी शब्दावली को विकसित करने में सक्षम होंगे।</p> <p>बच्चे यातायात और सावधानियों से सम्बंधित शब्दों को नियमित रूप से क्रियाओं द्वारा सक्रिय शब्दकोष में प्रयोग करना सीखेंगे।</p>	<p>Children will be able to count objects concretely, pictorially and symbolically.</p> <p>Children will be able to identify math experiences that will help develop pre number concepts.</p>	<p>Children will be able to understand the differentiation between different modes of transport.</p> <p>Children will be able to improve coordination and motor skills.</p>
---	---	---	---

Month- December
Theme- Winter Season
Social Skill/Value/Basic Courtesies & Manners - Sharing

Language Development (English & Hindi)	Literacy (English & Hindi)	Blocks & Maths	Gross & Fine Motor Skills & Creative Expression
<ul style="list-style-type: none"> • Sing Along: Good to be Kind, Winter Fun... • Story: The Fox and The Grapes • कविता: मज़े की सर्दी, गाजर का किला • कहानी: लोमड़ी और कौआ • मौखिक ध्वनि विश्लेषण -इ, ए, ओ • Circle Time • News of The Day • Conversation and discussion on weather, clothes, appliances, fruits & vegetables, etc they use in winter season • Riddles based on the theme of the month. • The child to be encouraged to speak on winter season. • Creating Winter Season Wall 	<p>Reading Readiness Activities</p> <ul style="list-style-type: none"> • Vocabulary- cold, sweater, jacket, muffler, coat, cap, hot, gloves, warm, geyser, party etc. • शब्दावली - मूंगफली, गर्मपानी, चाय, रजाई, गाजर का हलवा, गुलाब जामुन, लोहड़ी, इत्यादि। • Letter and sound recognition Ww. • Revision of the letters done so far. • Alphabet, Stories and rhymes preferably related to value for the month (sharing) to introduce the letters. • Related vocabulary with each consonant and vowel – water, warm, waste etc. • Letter games • Related worksheets • Sight words – on, at <p>Writing Readiness Activities –</p> <ul style="list-style-type: none"> • Colouring in enclosed figures • Tracing activities like air, sand paper, sand, lentils etc. • Manipulating objects, using both the hands together. <p>Montessori Apparatus-</p> <ul style="list-style-type: none"> • Sand paper letters • रेत अनुरेखण इ, ए, ओ • बिंदुओं को जोड़ कर अक्षर बनाने का प्रयास। 	<p>Development of Simple Early Mathematical Skills:</p> <ul style="list-style-type: none"> • Sorting • Pairing • Comparing. • Problem Solving, Puzzles 2-3 pieces • Odd one out. • Pre number Concept – Full / Empty Shapes – Circle, Triangle, Square& Rectangle. • Recognition of numbers – 1 to 10 with smart boards, flash cards, TLMS & Matching activities. • Correlation of numbers with objects 1 to 10. • Oral Counting – 1 to 10. • Writing of numbers 3, 4, 5 with crayons. <p>Montessori Apparatus-</p> <ul style="list-style-type: none"> • Number rods & cards. • Spindle box. • Cards & Shells. • Sand paper numbers. 	<ul style="list-style-type: none"> • Fine Motor- • Play dough- Making of winter fruits and vegetables. • Gross Motor-Hop, skip and jump on floor sketch of letters • Creative Expression- • Dressing up a Snowman with winter clothing • My Activity Book - Merry Christmas (Pg 21), <p>Montessori Apparatus-</p> <ul style="list-style-type: none"> • Geometrical Cabinet (presentation tray)

Learning Outcomes

<p>English: Children will be able to use language to communicate ideas and opinions.</p> <p>They will be able to enhance cooperation and express emotions with confidence.</p> <p>Hindi: बच्चे स्वर से संबंधित धनि विश्लेषण का प्रयोग करना सीखेंगे और अपने आप को व्यक्त करने का प्रयास करेंगे।</p> <p>बच्चे अपनी मौखिक प्रवीणता और सक्रिय भागीदारी को सबल करेंगे।</p>	<p>English: Children will be able to build finger strength and enhance hand-eye coordination.</p> <p>They will be able to use greetings, polite forms of expression, simple sentences, and responds in English with ease.</p> <p>Hindi: : बच्चे सर्दी के मौसम (प्रयोग में आने वाले वस्तुओं और खानपान) से सम्बंधित शब्दों को नियमित रूप से क्रियाओ द्वारा सक्रिय शब्दकोष में प्रयोग करना सीखेंगे।</p> <p>बच्चे जीवन कौशल को व्यावहारिक जीवन स्थितियों में उपयोग करने में सक्षम हो पाएंगे।</p>	<p>Children will be able to develop a sense of numbers and will develop their reasoning skills.</p> <p>Children will be able to use numbers in day-to-daylife.</p>	<p>Children will be able to inculcate the euphoria of sharing.</p> <p>Children will be able to inculcate new ways of looking at things.</p>
---	--	--	---

Month- January

Theme- People who help us.

Social Skill/Value/Basic Courtesies & Manners - Gratitude & Respect for Nation.

Language Development (English & Hindi)	Literacy (English & Hindi)	Blocks & Maths	Gross & Fine Motor Skills & Creative Expression
<ul style="list-style-type: none"> Sing Along: Our Helpers, Pat a Cake... Story: The Fox and The Grapes कविता: धोबी आया, डॉक्टर देखो, माली आया कहानी: लोमड़ी और कौआ मौखिक ध्वनि विश्लेषण - व, ब Circle Time- News of The Day Structured conversation on – I Wish to Be..... Role Play Dress up like a helper and speak about their role Creating theme wall by collecting pictures of Community Helpers brought by the children Picture conversation 	<p>Reading Readiness Activities -</p> <ul style="list-style-type: none"> Vocabulary – names of different helpers, help, thank you, tools, work, need (for these helpers), etc. शब्दावली- माली, डॉक्टर, सब्जीवाला, ठेला, दवा, हरा, बगीचा, सेहत, सहायता, बीमार, दूध Letter and sound recognition Uu, Rr. Alphabet Stories and rhymes to introduce the letters Related vocabulary - umbrella, rat, etc. Letter games Related worksheets Sight words- you, his, her. Children Come to Me. Writing Readiness Activities – Colouring in enclosed figures. Tracing activities like air, sand paper, sand, lentils etc. Letter Uu, Rr. Reading of short words Recapitulation activities. लिखित अभ्यास - व, ब शब्दावली -वायु ,वर्षा,वक,वानर ,बन्दर,बादल,बटन ,बरगद,वाहन,बल,बलवान चित्र देखकर उपयुक्त शब्द का पहला अक्षर ढूँढने का प्रयास <p>Montessori Apparatus-</p> <ul style="list-style-type: none"> Sand paper letters 	<p>Development of Simple Early Mathematical Skills:</p> <ul style="list-style-type: none"> Sorting Pairing Comparing. Problem Solving, Puzzles 2-3 pieces Odd one out. Pre number Concept – Up / Down Shapes – Oval. Recognition of numbers – 1 to 10 Correlation of numbers with objects 1 to 10. Writing of numbers 6,7 with crayons. <p>Montessori Apparatus-</p> <ul style="list-style-type: none"> Number rods & cards. Spindle box. Cards & Shells. Sand paper numbers. 	<p>Fine Motor-</p> <ul style="list-style-type: none"> Tool making for our helpers (Chef’s hat, stethoscope making). <p>Gross Motor-</p> <ul style="list-style-type: none"> Hop, skip and jump on floor sketch of letters U , R <p>Creative Expression-</p> <ul style="list-style-type: none"> Puppet show on our helper or Dramatic Play. My Activity Book: Fun with Colours (Pg.10) Happy New Year (Pg.22) Market Scene- A Day to day Market <p>Montessori Apparatus-</p> <ul style="list-style-type: none"> Drawing – in - sets

Learning Outcomes

<p>English: Children will be able to demonstrate ability to converse with peers and adults.</p> <p>They will be able to recite rhymes and narrate stories with actions, expressions and voice modulation.</p> <p>Hindi: बच्चे भाव भंगिमाओं के साथ कविता गायन के कौशल का विकास करगे । बच्चे रचनात्मक और बौद्धिक विचारों के कौशल का निर्माण करने में सक्षम होंगे।</p>	<p>English: Children will be able to read sight words.</p> <p>Children will be able to recognize and speak describing words about people who help us.</p> <p>Hindi: बच्चे सामुदायिक सहायकों की पहचान , सहायकों की भूमिका और महत्व की पहचान करने में सक्षम होंगे। बच्चे बिंदुओं को जोड़कर अक्षर बनाना सीखेंगे।</p>	<p>Children will be able to develop an understanding of Pre number concepts.</p> <p>Children will be able to write numbers with proper formations.</p>	<p>Children will be able to recognize and trust the people who are charged to serve and protect like firefighters, doctors, nurses, police etc.</p> <p>They will be able to enhance their imagination and creativity through various interesting activities.</p>
---	--	--	--

Month- February
Theme- Plants & Air
Social Skill/Value/Basic Courtesies & Manners - “Green” Habits.

Language Development (English & Hindi)	Literacy (English & Hindi)	Blocks & Maths	Gross & Fine Motor Skills & Creative Expression
<ul style="list-style-type: none"> Sing Along: Plants all around, I am a little Tea pot... Story: The Fox and The Grapes कविता: किसने बनाया फूलों को, फूल कहानी: लोमड़ी और कौआ मौखिक ध्वनि विश्लेषण -क, त <p>Circle Time</p> <ul style="list-style-type: none"> News of The Day Conversation and discussion on Plants. Planting a sapling/Seed germination to be used to encourage conversation on Parts of a Plant. Visit to School Garden and initiate conversation on Healthy Air Show and Tell 	<p>Reading Readiness Activities -</p> <ul style="list-style-type: none"> Vocabulary – plant, seed, leaf, stem, branch, root, soil, sunlight, fresh, air, fly, water, around, colour, feel, smell, medicines, trees etc. शब्दावली - काला, कबूतर, कीचड़, केला, करेला, कौआ, तोता, ताला, तौलिया, तबला, तरबूज, तितली Revision of all the alphabets covered during the session Letter games Related worksheets Reading of short words <p>• शब्दावली - खाद, पानी, बीज, स्वच्छ, हवा, स्वास्थ्य, सांस</p> <p>Writing Readiness Activities –</p> <ul style="list-style-type: none"> Colouring in enclosed figures Tracing activities like air, sand paper, sand, lentils etc. Bridging activities for writing of letters already covered. लिखित अभ्यास - क, त <p>Montessori Apparatus-</p> <ul style="list-style-type: none"> Sand paper letters 	<p>Development of Simple Early Mathematical Skills:</p> <ul style="list-style-type: none"> Sorting Pairing Comparing. Problem Solving, Puzzles 2-3 pieces Odd one out. Lacing of cards Pre number Concept – Revision of the concepts taught. Shapes – Revision of shapes. Making of figures with different shapes. Oral Counting & Recognition of numbers – 1 to 10 Correlation of numbers with objects 1 to 10. – 1 to 10. Writing of numbers 8,9,10 with crayons. <p>Montessori Apparatus-</p> <ul style="list-style-type: none"> Number rods & cards. Spindle Box. Cards & Shells. Sand paper numbers 	<p>Fine Motor-</p> <ul style="list-style-type: none"> My Activity Book: Mushroom (Pg 19), Shiny Sunflower (Pg 14) and Leaf Impression (Pg 9) <p>Gross Motor-</p> <ul style="list-style-type: none"> Pranayama (concept of correct breathing to be given). Hop, skip and jump on floor sketch of letters The science of air (Blowing away flower petals). Kite race <p>Creative Expression-</p> <ul style="list-style-type: none"> Fancy Dress on Plants & Animals. <p>Montessori Apparatus-</p> <ul style="list-style-type: none"> Brown Stairs
Learning Outcomes			
<p>English: Children will be able to use eye contact, gestures and facial expression appropriately when communicating with others.</p> <p>They will be able to think, raise questions and put their opinion confidently.</p> <p>Hindi: बच्चों के शब्द भंडार में वृद्धि होगी । ।</p> <p>बच्चे विभिन्न कार्यकलापों के माध्यम से सामाजिक मूल्यों को समझ पाएंगे।</p>	<p>English: Children will be able to recognize and read age-appropriate sight words.</p> <p>They will be able to enhance cognitive skills.</p> <p>Hindi: बच्चे पेड़, पौधों और हवा से सम्बंधित शब्दों को नियमित रूप से क्रियाओ द्वारा सक्रिय शब्दकोष में प्रयोग करना सीखेंगे।</p> <p>बच्चे मोमी खड़िया से अक्षरों को लिखना सीखेंगे।</p>	<p>Children will be able to develop a greater understanding of numbers.</p> <p>Children will be able to enhance their problem solving and reasoning attitudes.</p>	<p>Children will be able to work collaboratively towards uplifting Green Habits.</p> <p>They will be able to show perseverance and commitment.</p>

Month- March
Theme- My School
Social Skill/Value/Basic Courtesies & Manners - Respect for School Property.

Language Development (English & Hindi)	Literacy (English & Hindi)	Blocks & Maths	Gross & Fine Motor Skills & Creative Expression
<ul style="list-style-type: none"> Sing Along: School Song, Boogie Woogie... Story: The Fox and The Grapes कविता: है नमन बाल भारती को, गुड़िया का झूला कहानी: लोमड़ी और कौआ मौखिक ध्वनि विश्लेषण -प, म Circle Time News of The Day Imitating the school watchman, Gardner, Teacher and the helping staff. Explore the school. 	<ul style="list-style-type: none"> Reading Readiness Activities Vocabulary – school, big, class, uniform etc शब्दावली - पतंग, पापड़, पतीला, पपीता, पत्ता, पालक, मछली, मगर रेगी अक्षर – रेगी अक्षर द्वारा अभ्यास लिखित अभ्यास – प, म शब्दावली - पहचान, सफाई, कर्मचारी, आदर, बगीचा, कुर्सी, मेज़, कक्षा, अध्यापिका, बाल, भारती, हँस, उड़ान, खेल, मैदान Bridge gap and recapitulation. Reading of short sentences. Sand paper letters Writing readiness activities- Tracing with Pencil. Montessori Apparatus- Sand paper letters 	<p>Development of Simple Early Mathematical Skills:</p> <ul style="list-style-type: none"> Sorting Activities with various objects. Pairing activities with pictures and objects (Colour, size, shape). Comparing. Maze. Problem Solving, Puzzles 4-5 pieces, Odd one out. Lacing of cards (theme related objects can be used for different activities). Correlation of numbers with objects 1 to 10. (objects related to the theme) Oral Counting – 1 to 10. Writing: - Serial counting 1 to 10 with crayons. <p>Montessori Apparatus-</p> <ul style="list-style-type: none"> Sand paper numbers Number rods & cards. Cards & shells. Spindle Box. 	<ul style="list-style-type: none"> Fine Motor- My Activity Book: Fun with Crayons(Pg.12) Let's Play Holi Pg (24) Gross Motor- Uniform Walk –respect towards our uniform. Hop, skip and jump on floor sketch of letters (Teacher will make sketch on the floor). Creative Expression- Getting ready for school” activity. Encourage each child to perform steps for getting ready to come to school.

Learning Outcomes

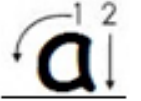


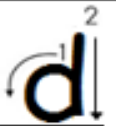





<p>English: Children will be able to use diverse and extensive vocabulary consisting of words that are a reflection of experiences.</p> <p>They will be able to develop their reasoning and decision making skills through innovative developed activities.</p> <p>Hindi: बच्चे स्वर प्रवाह तथा भावों के अनुरूप कविता पाठ करने की योग्यता विकास करेंगे ।</p> <p>बच्चे रचनात्मक कौशल का विकास करेंगे ।</p>	<p>English: Children will be able to read and comprehend words and phrases.</p> <p>Children will be able to write the letters with proper formation.</p> <p>Hindi: बच्चे मोमी खड़िया से अक्षरों को लिखना सीखेंगे।</p> <p>बच्चे चित्रों की सहायता से नए शब्दों को पहचानेंगे।</p>	<p>Children will be able to identify specific shapes from the environment.</p> <p>They will be able to read numbers and observe numbers from the environment.</p>	<p>Children will be able to increase their awareness about the school.</p> <p>Children will be able to understand and interpret symbolic languages such as signs, actions, objects and pictures to represent something.</p>
---	---	---	---








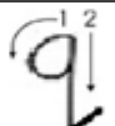

Follow the letter formation in the direction of arrows.





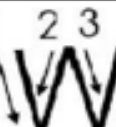

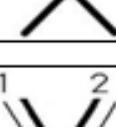

Set 1: Letters a to i

Set 2: Letters j to r

Set 3: Letters s to z

	<u>Half way round, up and down</u>
	<u>Tall standing line, back to the middle and halfway round</u>
	<u>Start at the top, halfway round</u>
	<u>Halfway round, up, up and down</u>
	<u>Short sleeping line, half way round</u>
	<u>Over and down, then cross it</u>
	<u>Half way round, up, down with a curly tail</u>
	<u>Tall standing line, back to the middle and curve down</u>
	<u>Short standing line, and a dot on the top</u>

	<u>Standing line, curl under and a dot on the top</u>
	<u>Tall standing line, kick in to the middle from the side, kick out downwards</u>
	<u>Tall standing line</u>
	<u>Short standing line, back up, curve down, again back up and curve down</u>
	<u>Short standing line, back up and curve down</u>
	<u>Start at the top, all the way round</u>
	<u>Standing line, back up to the top and half way round</u>
	<u>Halfway round, up, down and kick</u>
	<u>Short standing line, back up and make a short curve</u>

	<u>Make a 'c' then a curve, down the other way</u>
	<u>Tall standing line, curl and cross it</u>
	<u>Down, curve, up and down</u>
	<u>Slanting line down, then slanting line up</u>
	<u>Slanting line down, then up. Again, slanting line down, then up</u>
	<u>Slanting line, and cross it</u>
	<u>Short slanting line, long slanting line the other way</u>
	<u>Short sleeping line, slanting line down, again short sleeping line</u>

Formation of Numbers & Letters (Hindi & English)

	1				
	2				
	3				
	4				
	5				
	6				
	7				
	8				
	9				
1	0				

अ आ इ ई उ ऊ

ए ऐ औ औं अं अः

क ख ग घ ङ

च छ ज झ ञ

ट ठ ड ढ ण

त थ द ध न

प फ ब भ म

य र ल व श

ष स ङ

Aa Bb Cc Dd

Ee Ff Gg Hh

Ii Jj Kk Ll

Mm Nn Oo Pp

Qq Rr Ss Tt

Uu Vv Ww Xx

Yy Zz