



Bal Bharati
PUBLIC SCHOOL
Brij Vihar, Brij Vihar, Brij Vihar, Brij Vihar, Brij Vihar

Bal Bharati Public School

Brij Vihar

Pre-Primary Curriculum

Session-2025-26



PRE-PRIMARY CURRICULUM

2025-26

THEMES













MONTH	THEME
APRIL/MAY	All about myself
JULY	Water & Food
AUGUST	My Country, My Pride
SEPTEMBER	Fauna on Earth
OCTOBER	Air
NOVEMBER	Transport
DECEMBER	Community Helpers
JANUARY	Toys & Games
FEBRUARY	Flora on Earth
MARCH	School tour and Bridging Gap activities

MONTH: APRIL / MAY

THEME OF THE MONTH: ALL ABOUT MYSELF

STORY OF THE MONTH

Lion, the mighty king of the jungle, once called all animals for a meeting. King Lion announced that all the animals were to introduce themselves one-by-one as they hear their name being announced. It was the elephant's turn first... "I am big, tall, mighty and brave", said the elephant. I have large ears, a small tail, a pair of white tusks, a big-fat tummy, and strong legs. I am so proud of all these. I am appreciated for my gait, and I love eating bananas & sugarcane; I do not prey on small animals for my living!" The audience applauded the elephant for this explanation. Mr. King then invited the Fox. "Oh! My dear friends, squealed the fox...Don't you know enough about me? I am known for being clever & stylish and I am so proud of my beautiful eyes and a furry, thick tail. My tail is so special & different that it is called a 'brush'...the fox boasted." The other animals did not like the fox's bragging about herself. It was the sheep's turn now. "My dear friends, I do not talk much and thus don't want to speak much about myself...Please excuse me." The audience did not like such a short explanation & was disappointed. So, children, how much do you know about yourselves? Let's take turns & share about yourself, your family, your health.

Language and Literacy (English and Hindi)	Math and Blocks	Gross & Fine Motor Skills/ Creative Expression	Science and Exploration	Values, Morals and Ethics (with due importance on India culture and rootedness)
<p>Language (English & Hindi) Literacy (English & Hindi)</p> <ul style="list-style-type: none"> Circle Time News of the day Rhymes: Around me Churmura Be Good Heavenly Father <p>कविताएँ-</p> <ul style="list-style-type: none"> हे नमन बाल भारती को आओ खेलें खेल तपती गर्मी मेरी छोटी सी गुड़िया  <ul style="list-style-type: none"> Story- Lion King  <ul style="list-style-type: none"> कहानी- आम का पेड़ 	<p>Reading Readiness Activities Vocabulary-hygiene, cleanliness, siblings, together, grandfather, grandmother, self-care, juicy, sweating, dryness, sunshine etc.</p> <ul style="list-style-type: none"> Picture book reading Reading two letter words- at, in, on, up etc. Sight words- big, small, strong  <ul style="list-style-type: none"> Letter and sound recognition: Xx, Nn, Mm, Zz.  <ul style="list-style-type: none"> Alphabet Stories and rhymes to introduce the letters. 	<p>Problem Solving</p> <ul style="list-style-type: none"> Odd one out  <ul style="list-style-type: none"> Pre- number concept: In/Out, Heavy/Light  <ul style="list-style-type: none"> Number games Days of the week Oral counting-1 to 20 Recognition of numbers 11-15 Writing of numbers 1-15 <p>Montessori Apparatus- Revision of cards & shells Seguin Board I</p> 	<p>Gross & Fine Motor:</p> <ul style="list-style-type: none"> Kick the Ball Bounce the ball Paper Cutting <p>Activity Book (Sparks of Joy) pages 1,3, 6 and 36</p>  	<p>Nature Walk</p>  <p>Value: Helping & Sharing Helping my friends, family & anyone in need</p>  <p>Shloka Chanting</p> 



- Children will make Family Tree.
- Healthy Me
- Manners and Etiquettes
- Safety at Home & School
- Discussion on my favourite family members, friends, relatives, celebrities, singers, sportmen/ cartoon characters as role models for their good work.
- Good Touch and Bad Touch
- Seasons in India -



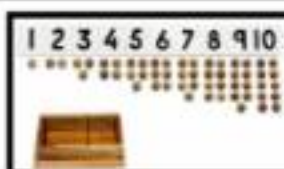
- Concept of Hot/Cold Air
- Longer days/Shorter nights in Summers
- Importance of Indoor Games, Healthy screen time & family time (related to longer days)

- Related vocabulary with each consonant - x- mas tree, x-ray, zebra, zero etc. nest, nurse, mango, monkey.


- Writing Readiness Activities
- Development of postural control based on simple exercises.
- Writing all the previously learnt letters using pencil.
- Writing letters Xx, Mm, Nn, Zz

- शब्दावली -स्वभाव, शहर, दवाई, पसंद, सेहत, सावधान, परिवार, वस्तु, खिलौने आदि
- व्यंजनो की पुनरावृत्ति
- मौखिक ध्वनि विभक्तिकरण - न, ग, ल, र, स, ट
- लिखित अभ्यास- न, ग, ल, र, स, ट
- दो अक्षर वाले शब्दों को पढ़ने का अभ्यास।
- दो अक्षर वाले शब्दों को लिखने का अभ्यास

Montessori Apparatus- Hindi Movable Box I & II, चल अक्षर माता पेट्टी



- Behaviour Skills:
- Smell, listen, taste, see & feel consciously; hygiene & caring for sense organs & other body parts.












<ul style="list-style-type: none"> Summer clothing & accessories.  <ul style="list-style-type: none"> Role of water in summer season (bathing for freshness, swimming, healthy cold drinks, refreshing food forms & varieties in summers) Summer fruits & vegetables Making food & water available for stray animals & birds 					
Learning Outcomes					
<p>The child will be able to:-</p> <ul style="list-style-type: none"> understand simple and multilevel directions. understand themselves better and verbalise their interests and likings. बच्चा अपने शब्दों में कहानी बुनने में और अपने आप व्यक्त करने का प्रयास करेगा। 	<p>The child will be able to:-</p> <ul style="list-style-type: none"> Recognize letters and their sounds. बच्चा कौशल के अनुप्रयोग और एकीकरण पर ध्यान केंद्रित करना सीखेगा। 	<p>The child will be able to:-</p> <ul style="list-style-type: none"> identify shapes in their surroundings. sort and compare various objects repeating patterns by identifying,extending and creating. 	<p>The child will be able to:-</p> <ul style="list-style-type: none"> Develop gross and fine motor skills. Communicate thoughts, experience, or ideas. Develop imagination and creativity 	<p>The child will be able to:-</p> <ul style="list-style-type: none"> know about the world around them. strengthen conceptual understanding. 	<p>The child will be able to:-</p> <ul style="list-style-type: none"> develop, empathy, compassion, and love towards others. imbibe good moral values. boosts self-confidence. change their perception towards the living beings around.

MONTH: JULY

THEME OF THE MONTH: FOOD AND WATER

STORY OF THE MONTH

A lizard, a chipmunk and a bumblebee were best of friends. As winters approached, the three friends started collecting their favourite foods to stay safely indoors. The lizard swallowed mosquitoes, the Chipmunk collected dry fruits & nuts and the bumblebee a lot of honey & pollen. An eagle who was keeping a close eye on the activities of the three friends couldn't stop asking - "You foolish trio! Why are you collecting so much of your favourite food for winters? Look, I am so fearless & so are my friends- little Bharati & Bharat. We don't collect food for winters. We always try to eat fresh food. And... you crazy creatures, where do you drink water from in winters? Do you store that too?" The Eagle went further - "I prey on small animals & insects to fill my tummy and Bharati & Bharat told me that they eat crops like wheat, rice, millets grown in fields by the farmers, drink milk delivered at their doorstep by the milkman, eat fresh veggies brought Page 16 by the greengrocer and bakers make them tasty cakes & donuts that they eat and enjoy all year around in all the seasons...Sorry, you strange ones, I do not understand your food & eating habits." the Eagle grunted!

Language and Literacy (English and Hindi) Language (English & Hindi) Literacy (English & Hindi)	Math and Blocks	Gross & Fine Motor Skills/ Creative Expression	Science and Exploration	Values, Morals and Ethics (with due importance on India culture and rootedness)
<ul style="list-style-type: none"> Circle Time News of the day Rhymes Rainbow Incy windy Clean, Clean, Clean Green vegetables   <ul style="list-style-type: none"> कवितारंगः बादल के क्या मन में मेरी किशोरी केले का मज़ा  <ul style="list-style-type: none"> Story: Sherbet 	<p><u>Reading Readiness Activities</u></p> <ul style="list-style-type: none"> Vocabulary-top, clean, dirty, lake, fresh, bake, stale, well, plants, animals, etc. Picture Book Reading Reading aloud CVC words with vowel 'a' e.g. - cat, dad, pan, etc.  <ul style="list-style-type: none"> Sight words- that, they, this Letter & sound recognition and related vocabulary Letter recognition will be concretized with the help of a variety of experiences like air tracing, tray tracing and Interactive panel activities. Letter Gg- gate, game, goat, grapes, gloves, google, guitar, goose, etc. Letter Pp- pen, pencil, peas, parrot, peacock, pet, pan, pot, etc. 	<p><u>Problem Solving</u></p> <ul style="list-style-type: none"> Building blocks Puzzles (odd one out) Days of the week  <ul style="list-style-type: none"> Shape - Heart  <ul style="list-style-type: none"> Pre-number concept- Hot & Cold  <ul style="list-style-type: none"> Oral counting 1-30 Number recognition (16-20) 	<p><u>Musical Cone Activity</u></p> <p><u>Catch and Throw ball</u></p> <p>Activity Book (Sparks of Joy) pages 8 and 10</p>  	<p><u>Water Experiment with Soluble and Non soluble experiments</u></p> <p><u>Value:</u></p> <ul style="list-style-type: none"> Not to waste food & water Appreciating food and water Care  <ul style="list-style-type: none"> Behavioural Skills: Correct manners for eating food  <ul style="list-style-type: none"> Mannerism for drinking water, summer drinks etc.

• कहानी: चावल



- Varieties of food
- Am I eating right & to keep healthy
- Discussion will be on the right eating habits and where do we get food from?
- Difference between raw & cooked food by showing pictures.
- Role of farmer, green grocer, fruit seller, milkman, baker etc.
- What makes food tasty - role of spices, salt, sugar etc.

Water -

- Difference between natural & man-made sources of water
- Rain - the process & significance
- Effect of rain on plants, animals, insects, roads, vehicles, grass, houses & buildings

- Letter Ss- snake, sun, star, soup, strawberry, sing, sky, salt, soft, etc.



- Writing Activities
- Writing two letter words
- Writing letters Gg, Pp, Ss
- Visual discrimination and perception related activities like odd one out, find the difference, complete the figure, and Bal Bharati uniform identification and discrimination will be done.

- सद्भावली - कीटाणु, स्वच्छ, साफ-सफाई, भोजनालय, नदी, झील, तृष्णन, भाप, प्रदूषण, समुद्र, आदि।
- इन शब्दों को निम्नलिखित रूप से किया और द्वारा बच्चों के सक्रिय शब्द कोष में प्रयोग करवाया जाएगा।

- मौखिक ध्वनि विस्तारण - द, ह, य
- लिखित अभ्यास - द, ह, य

- Writing of numbers (1- 20)
- What comes after?

Montessori Apparatus-

- Seguin Board I & II,
- Cards and Shells



- Packing a simple tiffin once a week for oneself

- Poise - 'Silence Lesson' (Arrival & and; Dispersal)
- Being thankful for food & and; water



<ul style="list-style-type: none"> Why should water be saved? 	<ul style="list-style-type: none"> दो अक्षर वाले शब्दों को लिखने का अभ्यास बच्चों को दो अक्षरों को जोड़ कर नए शब्दों को बनाने एवं पढ़ने का अभ्यास करवाया जाएगा- बल, मग, रस, बस नल. स्वर एवं वर्ण सम्बंधित आयु - अनुरूप विख्यात शब्दावली एकत्रित करके बच्चों को सिखाई जाएगी। Montessori Appratus घल अक्षर माला पेटी 				
--	---	--	--	--	--

Learning Outcomes

<ul style="list-style-type: none"> The child will be able to: improve his/her speech. learn intonation and correct pronunciation. build his/ her vocabulary. develop auditory skills such as discriminating between sounds. 	<p>The child will be able to:</p> <p>English</p> <ul style="list-style-type: none"> enhance active vocabulary related to animals and insects. acquire phonetic awareness. <ul style="list-style-type: none"> बच्चा भाषा के प्रति रुचि जागृत करेंगे। बच्चा कौशल के अनुप्रयोग और एकीकरण पर ध्यान केंद्रित करना सीखेंगे। 	<p>The child will be able to:</p> <ul style="list-style-type: none"> develop an understanding of simple early mathematical skills. develop an understanding of shapes around us increase their manipulative skills. 	<p>The child will be able to:</p> <ul style="list-style-type: none"> develop gross and fine motor skills and enhance creativity. articulate their feelings and thoughts 	<p>The child will develop the aptitude of learning by doing.</p> <ul style="list-style-type: none"> inculcate the values of scientific thinking. 	<p>The child will be able to:</p> <ul style="list-style-type: none"> boost self-confidence. Enhance self confidence
--	---	--	---	---	---



Month- August

Theme- My Country, My Pride

Story of the Month

Once upon a time, there were two parrot brothers, Mithu and Kittu. Mithu lived on a tree. He loved flying high in the sky and eating tasty foods like green chilies, guavas, banana, tamarind, grapes, cucumber, and whatever it could easily get.

Kittu, however, lived in a cage at Bharat's house. Bharat and his family loved Kittu very much, but Kittu was sad. He couldn't fly in the sky or eat the foods he liked, like seeds, nuts or at times insects. He mostly got roti and green chillies.

One sunny day, Mithu flew over to Bharat's house. He saw Kittu in the cage and felt sad for him.

"Kittu, do you want to fly with me?" Mithu asked.


"Yes, I do!" said Kittu.











Mithu started singing a beautiful song. Bharat and his sister Bharati came outside to see what was happening. "Oh look, another parrot!" said Bharati. Mithu flew around, showing how happy he was.

Bharat looked at Kittu and asked, "Kittu, do you want to be free and independent?"

Kittu nodded excitedly. Bharat carefully opened the cage door. Kittu stepped out slowly. With Mithu cheering him on, Kittu flew up into the sky. He felt so happy and free!

From that day on, Mithu and Kittu flew together, visiting Bharat's house often. Bharat and his family used to leave Kittu's favorite treats, both the parrots used to relish their food and enjoyed their freedom and friendship. And so, Mithu and Kittu lived happily ever after, flying high and having fun together.



Language and Literacy (English and Hindi)		Math and Blocks	Gross & Fine Motor Skills/ Creative Expression	Science and Exploration	Values, Morals and Ethics (with due importance on India culture and rootedness)
Language (English & Hindi)	Literacy (English & Hindi)				
<ul style="list-style-type: none"> Circle Time News of the day <p>Rhymes-</p> <ul style="list-style-type: none"> Proud to be Indian Look at the Flag   <p>कवित्तऱै-</p> <ul style="list-style-type: none"> हमारा देश वीर सिपाही <p>Stories: Sherbet</p> <p>अडऱऱी: एकलऱ ढै डल</p> <p>Discussion on-</p> <ul style="list-style-type: none"> The story of Independence The role of freedom fighters Conceptualisation of important terms like - 'Amar' 	<p><u>Reading Readiness Activities</u></p> <ul style="list-style-type: none"> Theme related vocabulary- March, soldier, National symbols, Banyan tree, Lotus, Tiger, Emblem, Ashok Chakra, etc.  <p><u>Picture Book Reading</u> (Moving fingers from left to right and top to bottom)</p> <ul style="list-style-type: none"> Reading of two letter words. Revision of CVC words with 'a' Reading CVC words with 'i' - pin, tin, pig, bin, lip etc.  	<p><u>Problem Solving</u></p> <ul style="list-style-type: none"> Sorting and pairing activities. Revision of shapes- Semicircle, Heart Moving finger clockwise and anti- clockwise to trace various shapes. Oral counting- 1-30 Recognition of numbers from 21-30 Writing of numbers 1- 30 Correlation of numbers with quantity 1-20. Back counting 10-1 	<p><u>Fine Motor:</u></p> <ul style="list-style-type: none"> Tong activities.  <p>lemon squeezing and medicine dropper squeezing activities.</p> <ul style="list-style-type: none"> Paper folding, clay modelling with rolling board etc. Development of postural control. Sparks Of Joy Page -12 	<ul style="list-style-type: none"> Exploring Regional dances of India  <ul style="list-style-type: none"> Visiting National monuments 	<p><u>Value:</u> Gratitude and Respect for Nation</p> <ul style="list-style-type: none"> National Citizenship To march like a soldier on Independence Day. Saluting our national flag 

Jawan Jyoti, 'Jai Jawan Jai Kisan', 'Sabarmati', 'Sarhad/Seema' etc.

- Recognizing at least ONE Freedom fighter and speaking two- three sentences about her/him.



- शब्दावली- तिरंगा ,
- गर्व , गंगा हिमालय ,
- पर्वत , देशभक्ति ,
- राष्ट्रीय विजय सैनिक ,
- गणतंत्रदिवस आदि

- Sight words- and, had, who, did not
- Other important words- in, on, under.



Letter & sound recognition and related vocabulary
Letters Jj: jam, jug, jacket, jelly jeep, jewellery, juice, jigsaw, etc.
Letters Yy: yes, yellow, you, yoyo, yoga, yell, yam, yak, etc.
Letters Qq: queen, question, quilt, quail, quiet, quiver etc.

Writing Activities-

- Writing letters Jj, Yy, Qq
- Written practice of two letter words - on, up, ed, in, of, up, ut etc.
- Written practice of three letter words with vowel 'a' and 'i'.

Montessori Apparatus-
Sand Paper Letters,
English Movable Box,



English reading box.
(Vowel 'a')

- Concept of what comes after (1-20)
- Matching activities
- Odd one out
- Days of the week

Montessori Apparatus-
Seguin Board-I & II,
drawing in-sets.



- Free hand drawing of the 'Tiranga'
- Collage making (in small groups) of National Symbols
- Cooking without flame - preparing tricolored salads & sharing these with peer groups.



- मौखिक ध्वनि विश्लेषण -
ड, ठ, ख, उ
 - लिखित अभ्यास- ड, ठ,
ख, उ
 - दो अक्षर वाले शब्दों के
वाक्यों को पढ़ने का
अभ्यास।
 - दो अक्षर वाले शब्दों के
वाक्यों को लिखने का
अभ्यास
- Montessori Apparatus,
- चल अक्षर माला पेट्टी



Learning Outcomes

The child will be able to-

- use new words learnt.
- छात्र उचित स्वर प्रवाह तथा हाव भाव के साथ कविता वाचन में सक्षम होगा

The child will be able to-

- Read and write three letter words with a and i in centre.

The child will be able to-

- sort and compare various objects.
- develop his/her thinking skills and build problem solving ability.
- write numbers 1 to 30
- Develop correlative abilities

The child will be able to-

- develop his/her fine motor skills and gross motor skills
- able to gain strength and confidence in his/ her body movements.
- develop his/her critical thinking ability.

The child will be able to-

- develop the aptitude of learning by doing.

The child will be able to-









- Develop empathy, love, and patriotism towards the country
- The child will imbibe humane qualities and grow up to be responsible adult











MONTH: SEPTEMBER

THEME OF THE MONTH: FAUNA ON EARTH

STORY OF THE MONTH

Lion King...the King of the Jungle, known for his fearlessness and his special kind & compassionate behaviour (being the king) towards all creatures in the jungle, once decided to throw a party. He discussed this with the Jungle Queen - his wife, (the Lioness), his old parents and his four cubs. The Lion King requested all the family members to meet alongside the bonfire in his den. After supper that night, he wanted everyone to give a serious thought to finalize the guest list for the party. The king just did not want to miss any of the fauna families - the small/big animals, the carnivores and the herbivores, the water fauna (big & small), all insects...and of course the birds. As they all sat together, the Lion King said, "Our jungle is one big family, and I want everyone to feel special at the party!" The little cubs clapped with excitement, imagining the grand celebration. The Lioness suggested, "Let's have delicious food for everyone—juicy fruits for the herbivores, fresh fish for the water animals, and tasty treats for the birds and insects!" The wise old lion nodded and added, "And we must decorate the jungle with colorful flowers and twinkling fireflies!" Everyone agreed happily, and the jungle buzzed with excitement as the invitations were sent out.

Language and Literacy (English and Hindi) Language (English & Hindi) Literacy (English & Hindi)	Math and Blocks	Gross & Fine Motor Skills/ Creative Expression	Science and Exploration	Values, Morals and Ethics (with due importance on India culture and rootedness)
<ul style="list-style-type: none"> Circle Time News of the day English Rhymes Old MacDonald Buzzy... Bee <p>Story : The lion and the mouse.</p>  <p>कवित्तारः</p> <ul style="list-style-type: none"> मेरी बिल्ली बंदर और चिड़िया शैतान चुहा चिड़िया चिड़िया मक्खी <p>कहानी : आसमान गिरा</p> 	<p><u>Reading Readiness Activities</u></p> <ul style="list-style-type: none"> Theme related vocabulary: movement, shelter, herbivores, carnivores, omnivores, flock, etc. Reading aloud CVC words with 'a' and 'i'  <ul style="list-style-type: none"> Reading simple sentences. Book handling & Reading (For left to right directionality) Two pairs of opposite words Hot-cold, open-close etc. 	<p><u>Problem Solving</u></p> <ul style="list-style-type: none"> 4-5 pieces puzzle Maze Complete the patterns Number game Shape- Diamond  <ul style="list-style-type: none"> Oral counting -1-40 Correlation of numbers 1-20 Recognition of numbers 31-40 Writing of numbers 1-40 Back counting 10-1 	<p><u>Fine Motor:</u></p> <p>Sparks of joy (My activity book)</p> <p>Crafty Giraffe (pg -14)</p>  <ul style="list-style-type: none"> Life cycle of a butterfly.  <ul style="list-style-type: none"> Collecting feathers and do feather printing 	<p><u>Value:</u></p> <ul style="list-style-type: none"> Develop kind feeling towards animals. Do not hurt animals.  <ul style="list-style-type: none"> Cleanliness- to help animals & birds grow in a healthy manner Responsibility towards nature and ecosystem.

<ul style="list-style-type: none"> Types of animals - Pet, Farm and Wild  Physical features- colour, stripes, spots, dots on animals, birds and insects. Story based learning- Land and Water animals. Discussing about physical features - gills, fins, scales streamlined body & eating habits, habits to protect marine life (SDG 14) Animals and their young ones.  Things we get from animals. Things we get from Animals  Animals, their homes and natural habitat Importance of animals in the Ecosystem 	<p><u>Writing Activities</u></p> <ul style="list-style-type: none"> Writing CVC words with 'a' and 'i'. Writing short sentences with 'a' and 'i'. Exercises for Index finger spacing to be incorporated while writing. Related worksheets. <p><u>Montessori Apparatus</u></p> <p>Sand paper letters English Movable box English Reading box ('a','i')</p>  <ul style="list-style-type: none"> खन्दाबली - जीव ,पशु,प्रातः, जंगली, समूह, वफादार, खतरनाक, विषाल, देखभाल, सूँठ आदि। मौखिक ध्वनि विश्लेषण च, ध, फ, थ लिखित अध्यास - च, ध, फ, थ तीन अक्षर वाले शब्दों को पढ़ने का अध्यास। तीन अक्षर वाले शब्दों को लिखने का अध्यास। 	<ul style="list-style-type: none"> Concept of what comes before till number 10.  Days of the week  <p><u>Montessori Apparatus</u></p> <p>Seguin Board I & II </p>	<ul style="list-style-type: none"> The Hopping Grasshopper (pg. 16)  Wings of wonder (pg-34)  Shadow art using animal toys.  	
--	---	--	--	--

<ul style="list-style-type: none"> ● National animal - Tiger ● Useful and harmful animals. ● Birds and their physical features ● Pollination ● Flightless birds and birds that can fly. ● Different homes of fauna trees, bushes, nest, forest, den, cave, trunks, rivers, lakes, ponds ● National Bird-Peacock ● Cuddly animals-like dogs, deer, rabbits, dolphins, butterflies etc. 	<p><u>Montessori Apparatus</u></p> <p>Hindi Movable Box I & II</p> <p>चल अक्षर माला पेटी</p>				
---	--	--	--	--	--

Learning Outcomes








The child will be able to :	The child will be able to :	The child will be able to :	The child will be able to :	The child will be able to :	The child will be able to :
<ul style="list-style-type: none"> ↓ Learn about animals and insects. ↓ Read the letters, CVC words and simple sentences using three letter words. ↓ बच्चा अपने खड्डों में कहानी सुनने और वाक्य करने का प्रयास करे 	<ul style="list-style-type: none"> ↓ Identify and recognize the letter symbols and letter sounds. ↓ express himself/herself using age-appropriate vocabulary. ↓ बच्चा वाक्य अनुसंधान और रस अनुसंधान द्वारा घ, घ, फ, घ अक्षरों की बनावट को पहचानना सीखेगा 	<ul style="list-style-type: none"> ↓ Sort and compare various objects. ↓ Develop his/her thinking skills and build problem solving ability. ↓ Write numbers 1 to 40 independently and understand the quantity correlation with its number symbol from 1 to 20. 	<ul style="list-style-type: none"> ↓ Develop his/her fine and gross motor skills. ↓ Enhance creative and imaginative skills. 	<ul style="list-style-type: none"> ↓ know about the world around them. ↓ inculcate the values of scientific thinking. ↓ appreciate scientific development. 	<ul style="list-style-type: none"> ↓ develop empathy, compassion and love toward other. ↓ Imbibe good moral value. ↓ boosts self-confidence ↓ change their perception towards the living being around

MONTH : OCTOBER

THEME OF THE MONTH : - Air (साफ़ रहेगी वायु , तभी बढ़ेगी आयु)

STORY OF THE MONTH

Children, Bharat is always so interested in going for walks in the garden adjoining his home. He loves to walk holding Bharati Didi's hand. So, last evening when they were walking along the path in the garden, enjoying the bounties of 'Mother Nature', Bharati asked her little brother Bharat a very strange question - "Bharat can you identify & name a thing present everywhere, very important for us to live but, invisible to all of us? We can feel it on our cheeks but cannot see or taste it." As Bharat looked anxious to give the correct answer, Bharati Didi gave him another couple of hints. It is a moving element, at times it moves very fast and at other times it is quite slow. Its absence is called a 'vacuum'. She laughed aloud as Bharat looked more confused. She asked Bharat to breathe in and breathe out deeply.

Language and Literacy (English and Hindi)		Math and Blocks	Gross & Fine Motor Skills/ Creative Expression	Science and Exploration	Values, Morals and Ethics (with due importance on India culture and rootedness)
Language (English & Hindi)	Literacy (English & Hindi)				
<ul style="list-style-type: none"> Circle Time - Telling the importance of a morning walk Parts of our body that are used for breathing  <ul style="list-style-type: none"> Conversing about quality of air- Air pollution, Smog. Ways to keep the air clean and healthy for everyone Difference between air and wind 	<p>Reading Readiness Activities</p> <ul style="list-style-type: none"> Vocabulary-aircraft,ventilation, lungs suffocation, inhale, exhale, etc Reading aloud CVC words with 'u' Reading simple sentences. Book handling & Reading: For left to right directionality of air. <p>Writing Activities</p> <ul style="list-style-type: none"> Writing three letter words with 'u'. Writing short sentences with 'u' Related worksheets Exercises for Index Finger spacing to be incorporated while writing <p>Montessori Apparatus- Sandpaper letters, English Movable Box, English reading box (Vowel 'a, i and u')</p> 	<p>Problem Solving-</p> <ul style="list-style-type: none"> Problem solving 4-5 pieces puzzle Maze Complete the patterns Number games Shape-Star Showing concrete objects in the environment. Cutting & pasting of Star. Drawing of pictures with Star. Clay modelling e.g. making of things with star. <ul style="list-style-type: none"> Oral Counting:1-50 Correlation of numbers 1-20 Writing of numbers 1-50 Backward Counting 20-1 <ul style="list-style-type: none"> Concept of 'What comes after and before?' (till 20) 	<p>Fine Motor:</p> <p>Page from "Sparks of Joy"-Our Winged Friends(Pg no.- 18.)</p>  <p>Gross Motor Outdoor Activity: Practice of Races</p>	<p>Game:</p> <ul style="list-style-type: none"> Name and identify musical instruments played with the help of air  <ul style="list-style-type: none"> Simple experiments- Blowing and releasing activity  <p>Project /experiential learning (collaboration)</p> <ul style="list-style-type: none"> Discuss simple sustainable practices such as 	<p>Value and Basic Courtesies and Manners -'Green' Habits</p> <p>Behavioural Skills</p> <p>Imbibe the coolness of air in the child's behaviour.</p> <p>Sewa: Planting activity: Engage children in planting seeds, teaching them about their role in caring for the natural environment.</p> 

- Difference/concept of breeze and storm

- News of the day
- English Rhymes -
 - Mother Earth
 - Season



- Story: Mili's Balloon



- कवित्तपरी
- अंधी आई
- हवा कैसे खाई
- प्रसंग
- गाँधी जी के बंदर
- पंढा मामा



HINDI LITERACY

- शब्दावली-स्वच्छ वायु, प्यावरण, प्रदूषण, साँस, आँधी-तूफान, वायुयान, उड़ान, खाँसी, प्रायणाम आदि।

- मौखिक ध्वनि विस्लेषण -छ, भ, झ
- लिखित अभ्यास - छ, भ, झ
- दो एवं तीन अक्षर वाले शब्दों के वाक्यों को पढ़ने का अभ्यास।
- दो एवं तीन अक्षर वाले शब्दों के वाक्यों को लिखने का अभ्यास

Montessori Apparatus-

Hindi Movable Boxes, चल अक्षर माता पेट्टी



Months of the year

Months of the Year	
January	February
March	April
May	June
July	August
September	October
November	December

Montessori Apparatus Seguin Board- I & II



reducing waste and reusing materials

- Craft projects using recycled materials to emphasize the importance of sustainability
- Say no to crackers
- Minimise the poisonous effects of crackers and maximise the happiness of the festival with your earthen lamps
- Art Activity- Let children blow the drops of wet paint using straws and create designs on earthen lamps.
- Group projects: Children collaborate on creating a collage illustrating their role in prevention of air from pollutants.

Value:

- Developing a sense of responsibility towards the environment
- Working together to keep the air clean
- Humanity, compassion, Vasudheiv Kutumbakam

<ul style="list-style-type: none"> कहानी: फूली रोटी <p>Free Conversation- Air we breathe, Properties of Air, Important uses of air, The air we breathe is very important and we need to make sure we look after it, Simple exercises highlighting the presence of air (speed, direction, etc.). Plants are important in keeping the air clean.</p> <p>Picture Book Reading</p> <p>Language Activity: Story Dramatization specific to the development of the concept of air.</p>					
--	--	--	--	--	--

Learning Outcomes

<p>The child will be able to:</p> <ul style="list-style-type: none"> enhance vocabulary know more about Ways to keep the air clean and healthy for everyone read 3 letter words (CVC) read simple sentences using three letter words 	<p>The child will be able to:</p> <ul style="list-style-type: none"> identify and recognize the letter symbols and letter sounds. express themselves using age-appropriate vocabulary. <ul style="list-style-type: none"> बच्चा कौशल के अनुसार ग और एकीकरण पर ध्यान के चित करना सीखेगा। 	<p>The child will be able to:</p> <ul style="list-style-type: none"> identify shapes in their surroundings. sort and compare various objects' repeating patterns by identifying, extending and creating. 	<p>The child will be able to:</p> <ul style="list-style-type: none"> develop gross and fine motor skills. communicate thoughts, experiences, or ideas. develop imagination and creativity 	<p>The child will be able to:</p> <ul style="list-style-type: none"> Strengthen conceptual understanding. inculcate the values of scientific thinking. appreciate scientific development. 	<p>The child will be able to:</p> <ul style="list-style-type: none"> develop empathy, compassion, and love towards others. imbibe good moral values. boosts self-confidence.
--	---	--	--	--	---

MONTH: NOVEMBER

THEME OF THE MONTH: Means of Transport (यतायात है बहुत जरूरी संगी साथियों की मिटाये दूरी)

STORY OF THE MONTH

The Wheel Genius

Long ago, people carried heavy loads on their backs. A clever potter named Jagdish wanted to make life easier.







One day, while spinning his pottery wheel, Jagdish had an idea. "Why not use a round shape to move heavy things?" he exclaimed.

Jagdish carved a wooden log into a circle and attached it to a stick. He added another circle on the other end.

"Ta-da!" Jagdish's wheel was born! At first, people laughed. "What's the point of a round thing?" they asked.

But Jagdish showed them how the wheel could roll heavy loads with ease. Soon, villagers used Jagdish's wheel to transport goods, water, and even themselves!



Language and Literacy (English and Hindi)		Math and Blocks	Gross & Fine Motor Skills/ Creative Expression	Science and Exploration	Values, Morals and Ethics (with due importance on India culture and rootedness)
Language (English & Hindi)	Literacy (English & Hindi)				
<ul style="list-style-type: none"> Circle Time News of the day  <p>Rhymes:</p> <ul style="list-style-type: none"> At the crossroad We are going to the city  <p>Stories: Mili's Balloon</p>	<p><u>Reading Readiness Activities</u></p> <ul style="list-style-type: none"> Vocabulary: speed, drive, accident, comfort, long distance, zebra crossing, honking, traffic signals, traffic symbols, etc Picture book reading (left to right directionality) Reading CVC words with 'e'.  <ul style="list-style-type: none"> Reading simple sentences Action words related to the theme (any 5) <p><u>Writing Activities</u></p> <p>Writing three letter words with the vowel 'e'.</p>	<p><u>Problem Solving</u></p> <p>NUMERACY</p> <ul style="list-style-type: none"> Problem solving 4-5 pieces puzzle maze  <ul style="list-style-type: none"> Pre- Number concept - Time and space Oral counting 1-50 Correlation of nos. 1-20 Backward counting 20-1 	<p><u>Fine Motor:</u></p> <p>Poster making activity.</p> <p><u>Gross Motor:</u> Simon Says</p> <p><u>Creative Expression</u></p> <p>Paper boat</p>  <p><u>My Activity Book:</u> Sparks of Joy- II Coding Craze (page no.20)</p>	<ul style="list-style-type: none"> Visit to the Rail Museum/ Metro Museum.  <p>To understand the importance of the community helpers involved in road making- JCB, Road rollers.</p> <p>Experiment related to the concept of sink & float</p>	<p><u>Value:</u></p> <ul style="list-style-type: none"> Integration of SD Goals-Good health and well-being (SDG-3) To promote safe and healthy transportation practices, emphasizing the importance of seat belts, etc. Non polluting fuels Solar Energy & electricity <p><u>Behavioral Skills</u></p> <ul style="list-style-type: none"> Talking about various traffic and safety rules to be followed on the road such as seat belts, helmets,

कवितारः

- बत्ती
- टेलम टेल
- गड्डी का पहिया
- रुक रुक चली रेल
- मैट्रो



कहानी: फूली रोटी

Conversation and Discussion on

- Why travel - School, work, visit places, transporting goods & food, etc.
- Modes of transport- land, water, air along with names of the people who drive these vehicles (driver, pilot, sailor).
- Circular movement of tyres- connect different speed levels (air transport is faster as compared to land transport).
- Talking about the food- various types of fuel used to run different types of vehicles- (petrol, diesel, Electricity, CNG).

HINDI LITERACY

मौखिक ध्वनि विस्तरेषण - च, ज, श, ष, ठ

- शब्दावली- यातायात, साधन, सावधानी, वाहन, स्थान, आनन्द, सुरक्षा, पट्टी, प्रदूषण, नियम, सिग्नल, दुर्घटना आदि

- इन शब्दों को निम्नलिखित रूप से क्रियाओं द्वारा बच्चों के सक्रिय शब्द कोष में प्रयोग करवाये।

लिखित अभ्यास - - च, ज, श, ष, ठ

- दो और तीन अक्षर वाले शब्दों के वाक्यों का मौखिक अभ्यास
- दो एवं तीन अक्षर वाले शब्दों के वाक्यों को लिखने का अभ्यास

Montessori Apparatus-

- चल अक्षर माला पेट्टी

20	10
19	9
18	8
17	7
16	6
15	5
14	4
13	3
12	2
11	1

- Concept of what comes after and before
- Revision of what comes in between (1-20)

Montessori Apparatus- Seguin Board- I & II



zebra crossing.



- Walkers' safety- to always walk on the footpath before crossing a road, sense of walking on the left - side always, to look left-right- left while crossing the road on the zebra crossing.



- Paste, along with Integration with backward counting displayed alongside red & green lights.
- Stranger Danger- not talking or

<ul style="list-style-type: none"> Maximum number of passengers travelling in a vehicle. Carrying of license, challan, over speed and cameras, etc. Delhi Metro- understanding the basic simple rules while travelling in a metro like- token/ smart card and its timely recharge. 					<p>travelling with Unknown people.</p> <p>Seva Inviting a Traffic Police officer in the school, felicitating him, and expressing gratitude- a programme to be conducted by Pre-Schoolers.</p>
---	--	--	--	--	--

Learning Outcomes

















<p>The child will be able to:</p> <ul style="list-style-type: none"> Learn about different means of transport and identify several modern forms of transportation and decide the best option for specific situations. To use new words learnt. To read 3 letter words (CVC). 	<p>बच्चा सक्षम होगा :</p> <ul style="list-style-type: none"> कविता वाचन में सक्षम होगा। वायु अनुरक्षण और रेत अनुरक्षण द्वारा फ, थ और छ अक्षरों की बनावट को पहचानना सीखेगा। दो अक्षर वाले शब्द पढ़ने और लिखने का प्रयास करेगा 	<p>The child will be able to:</p> <ul style="list-style-type: none"> Understand and draw patterns Solve problems using logical, analytical and reasoning skills. Write numbers 1 to 50 independently and understand the quantity correlation with its number symbol from 1 to 20. 	<p>The child will be able to:</p> <ul style="list-style-type: none"> Develop his/her fine motor skills and gross motor skills Gain strength and confidence Develop his/her critical thinking ability. 	<p>The child will be able to:</p> <ul style="list-style-type: none"> Develop probing, analytical and reasoning skills. The child will develop the aptitude of learning by - doing 	<p>The child will be able to:</p> <p>Develop empathy, compassion, and love towards others.</p>
---	---	--	--	--	--

MONTH : DECEMBER

THEME OF THE MONTH : COMMUNITY HELPERS (समुदाय के मददगार करे जीवन का उद्धार)

STORY OF THE MONTH

Tia and Ria are besties. Once they started discussing what all they like about coming to their School-BBPS. Ria expressed her liking for her teacher and her classroom. Tia liked something different about her School. She shared that the best area for her in her big School is the Play arena. This gives her lots of opportunities to play, exercise, swing and run around fearlessly-to have a healthy and strong body. The strength gained will develop her capacity to help her community. She aspires to grow up to become a 'Fire Fighter'.

Language and Literacy (English and Hindi)		Math and Blocks	Gross & Fine Motor Skills/ Creative Expression	Science and Exploration	Values, Morals and Ethics (with due importance on India culture and rootedness)
Language (English & Hindi)	Literacy (English & Hindi)				
<ul style="list-style-type: none"> Circle Time News of the day Rhymes: Miss Molly Hello Mr. Helper Five corn Buns Found a peanut What makes me happy    <p>कविताएँ:</p> <ul style="list-style-type: none"> क्या करेंगे भाई क्या करेंगे <p>Story: Swings</p> <ul style="list-style-type: none"> कहानी: चोटी और टिट्ठू  	<p><u>Reading Readiness Activities</u></p> <ul style="list-style-type: none"> Theme related vocabulary: stethoscope, screwdriver, board, hammer, screws, denture, scissors, guns, tanks, injection, first aid, thermometer, water cans, etc. Conversing with the class group by using these words on a daily basis consciously & as frequently as possible. Picture book reading (left to right directionality) Reading CVC words with 'a'   <p><u>Writing Activities</u></p> <ul style="list-style-type: none"> Development of postural control 	<p><u>Problem Solving</u></p> <ul style="list-style-type: none"> Sorting and pairing activities Pre number concept- hot/cold Shape-Sphere   <ul style="list-style-type: none"> Knowledge of patterns complete the pattern Oral counting- 1 to 50 Backward counting 20-1 Number games Concept of what comes before/after and in between 	<p>Christmas Craft rocking Santa.</p>  <p>Sparks of Joy: Good Habits and Ladder (Page no 24)</p> 	<ul style="list-style-type: none"> Role plays related to the Community Helpers. Inviting any one Community helper to school for an interactive session.  	<p><u>Behavioural Skills:</u></p> <ul style="list-style-type: none"> Make the children learn certain 'helping' skills that make the home environment more organised like folding their clothes, keeping the shoes at the proper place, etc.  <p><u>Values:</u></p> <ul style="list-style-type: none"> Appreciating and respecting the role of others (helpers). 

- Colouring
- Scissor skills.
- Writing CVC words with 'v'



Montessori Apparatus

- SandPaper Letters, English reading box (Vowel "a, e, i, o, u")

HINDI LITERACY

- शब्दावली- इताज, घोट सेवा, चातक, आठर- सम्मान, ठठ, मदद, सुरक्षित, सहायता, सिपाही आदि।
- मौखिक ध्वनि विश्लेषण- घ, ठ
- लिखित अभ्यास- घ, ठ
- दो और तीन अक्षर वाले शब्दों के वाक्यों का दो एवं तीन अक्षर वाले शब्दों के वाक्यों को लिखने का अभ्यास
- स्वर एवं वर्ण सम्बंधित आयु - अनुरूप विद्युत् शब्दावली एकत्रित करके बच्चों तक पहुँचाना शिक्षिका का ध्येय रहेगा



Montessori Apparatus

- Hindi Movable Boxes, घल अक्षर माता पेटी



Montessori Apparatus

- Seguin Board- I & II.



- To be patient and treat them with kindness & respect.
- Thank you, cards.



- Offering help to approachable community helpers through a donation drive. (To be held at school.)

Learning Outcomes

<p>बच्चा सक्षम होगा:</p> <ul style="list-style-type: none"> उचित स्वर प्रवाह तथा हवा के भाव के साथ कविता वाचन करने में। <p>The child will be able to:</p> <ul style="list-style-type: none"> Know about different community helpers, their invaluable role in our lives and imbibing the value of helping others. To use new words learnt. Read and write short sentences with three- and four-letter words. 	<p>बच्चा सक्षम होगा:</p> <ul style="list-style-type: none"> वह वायु अनुरेखण और रेत अनुरेखण द्वारा अक्षरों की बनावट को पहचानेगा। धनि अक्षर, शब्द बंध को पहचानेगा तथा 2, 3 और 4 अक्षर वाले शब्दों को पढ़ने और लिखने का अभ्यास करेगा। <p>बच्चों के सक्रिय शब्द कोष का निष्पत्ति रूप से विकास होगा।</p>	<p>The child will be able to:</p> <ul style="list-style-type: none"> Write numbers with proper formation. Develop his/her thinking skills and build problem-solving ability. To write numbers 20 to 1 independently Develop understanding of patterns, identifying, completing, and creating. Develop understanding of pre-number concept of Hot/Cold. 	<p>The child will be able to:</p> <p>Enhance creativity, fine motor skills and will learn to celebrate the festival in its true spirits.</p>	<p>The child will be able to:</p> <ul style="list-style-type: none"> Know about the world around them. Strengthens conceptual understanding. Develop probing, analytical and reasoning skills. 	<p>The child will be able to:</p> <ul style="list-style-type: none"> Develop empathy, compassion, and love towards others. Imbibe humane qualities and Grow up to be responsible adults Familiarize themselves with the environment. Show perseverance and commitment.
--	---	---	--	---	--

MONTH: JANUARY

THEME OF THE MONTH : Toys and Games (खेल खिलौने- सीखने खजाने)













STORY OF THE MONTH

One day Bharat walked excitedly up to his ma'am and told her about an interesting new toy gifted to him by his grandparents - "It's an interesting toy rocket ma'am and papa told me that its food is a battery in its tummy. There is a button on the right side of its cylindrical body and this button when pressed makes it fly high."

Bharat's ma'am was very happy for him and encouraged him to share the toy's features with all his friends. Bharat then told his classmates, "My friends, my toy- rocket is of blue, red and grey colour and you know what. **I counted backwards from 10 to 1 as I pushed its press button to help it take its flight!** I will become a Rocket Scientist when I grow old."

Bharat's friends got too excited after the *Prasar* by him. The teacher could see most of the children wondering about their favourite toys.

"Wow!" said Ma'am, "Children, now that you are thinking of your favourite toys, let us put our hands to work and make our own toys using old newspapers. Come on everyone, let us complete our toy-making activity. After completing the task, I will give each one of you a chance to present the *Prasar* related to your toy."

Language and Literacy (English and Hindi)		Math and Blocks	Gross & Fine Motor Skills/ Creative Expression	Science and Exploration	Values, Morals and Ethics (with due importance on India culture and rootedness)
Language (English & Hindi)	Literacy (English & Hindi)				
<ul style="list-style-type: none"> Circle Time  <ul style="list-style-type: none"> News of the day <p><u>Rhymes:</u></p> <ul style="list-style-type: none"> Never Lie The Mulberry Bush <p><u>कविताएँ:</u></p> <ul style="list-style-type: none"> जोकर खिलौने बाला अगड़म बगड़म <p><u>Story:</u></p> <ul style="list-style-type: none"> Toshiya's dream  <p><u>कहानी: आउट</u></p> 	<p><u>Reading Readiness Activities</u></p> <ul style="list-style-type: none"> Theme related vocabulary: Do it yourself (DIY), teamwork, adjustment, communication, flexibility, fitness, etc.  <ul style="list-style-type: none"> Conversing with the class group by using these words on a daily basis consciously & as frequently as possible. Rhyming games on theme related words. Picture book reading (moving fingers from left to right and top to bottom)  <ul style="list-style-type: none"> Reading CVC words with 'a', 'e', 'i', 'o', 'u' 	<p><u>Problem Solving</u></p> <ul style="list-style-type: none"> Thick/Thin Odd one out Number games. Problem solving. Shape - cone shape.  <ul style="list-style-type: none"> Backward counting 20-1 Number games Concept of what comes before, after and in between Single line addition <p><u>Montessori Apparatus</u></p> <ul style="list-style-type: none"> Seguin Board- I & II, Addition Board. 	<p><u>Fine Motor:</u></p> <ul style="list-style-type: none"> DIY toys- soft toy making Sock puppet.  <ul style="list-style-type: none"> Republic day celebration (Presentation of rich Indian culture and heritage) <p><u>Sparks of Joy- II</u></p> <ol style="list-style-type: none"> My India, My Pride (Page no 26) 	<p>Let us learn how to make a moving toy.</p> <p><u>Spin Toy</u></p>  <p>Children will engage themselves in traditional games- Po sham Pa</p> 	<p><u>Behavioural Skills:</u></p> <ul style="list-style-type: none"> Patience and Turn-taking: Playing with toys enhances the importance of taking turns, imparts valuable lessons for social situations.  <p><u>Values:</u></p> <ul style="list-style-type: none"> Team spirit- Understanding the rules of a game and playing as a team Empathy- Creating real life situations with toys and dolls to experience the feeling/emotion of empathy. 

- Reading four letter words.



- Reading simple sentences.

Writing Activities

- Writing four letter words.
- Writing simple sentences using mixed vowels
- Writing CVC words.

Montessori Apparatus

- Sand Paper Letters,
- English Reading boxes.

HINDI LITERACY

- शब्दावली- पसंद, उल्लाह, रंगीन, कल्पना, मनोरंजन, ईसना, झकड़ा, तैयारी, टूट- फूट, व्यापार, विकास, कोशिश आदि।
- मौखिक ध्वनि विभक्तिकरण- अ, इ, ए
- लिखित अभ्यास- अ, इ, ए
- चार अक्षर वाले शब्दों का मौखिक अभ्यास
- चार अक्षर वाले शब्दों का - लिखित अभ्यास।

स्वर एवं वर्ण सम्बंधित आयु -
अनुरूप विस्मृत शब्दावली
एकत्रित करके बच्चों तक पहुँचाना
शिक्षिका का ध्येय रहेगा।

2. United we stand
(Page no 28)



- Draping a doll.
- Inculcating cultural integration. Keep the toys back in the basket after playing.
- Self-help skills-
Taking care of game boards will be encouraged in children.



Montessori Apparatus

- Hindi Movable Boxes, घल अक्षर माला पेंटी



इन शब्दों की नियामित रूप से क्रियाओं द्वारा बच्चों के सक्रिय शब्द कोष में प्रयोग करवाये।

Learning Outcomes

बच्चा सक्षम होगा:

- उचित स्वर प्रवाह तथा हवा के भाव के साथ कविता वाचन करने में।

The child will be able to:

- Know about different Indoor & Outdoor games.

बच्चा सक्षम होगा:

- वह वापु अनुरक्षण और रेत अनुरक्षण द्वारा अक्षरों की बनावट को पहचानेगा।

- ध्वनि अक्षर, शब्द बंध को पहचानेगा तथा 2, 3 और 4 अक्षर वाले शब्दों को पढ़ने और लिखने का अभ्यास करेगा।

The child will be able to:

- To use new words learnt.
- Read and write short sentences with three- and four-letter words.

The child will be able to:

- To draw/count/ pick objects for the given number.
- Write numbers with proper formation.
- Solve problems using logical, analytical and reasoning skills
- Develop his/her thinking skills and build problem- solving ability.
- To write numbers 20 to 1 independently

The child will be able to:

- Develop gross and fine motor skills
- Gain strength and confidence in his/ her body movements.
- Develop his/her critical thinking ability. •work collaboratively towards achieving a goal
- Develop the aptitude of learning by doing.
- Learn about democratic values and helping them understand their Rights and Duties.

The child will be able to:

- Strengthens conceptual understanding.
- Develop probing, analytical and reasoning skills.

The child will be able to:

- Develop empathy, compassion, and love towards others.
- Imbibe humane qualities and grow up to be responsible adults.
- Familiarize themselves with the environment.







MONTH : FEBRUARY


THEME OF THE MONTH : Flora on Earth (The Four Friends)

STORY OF THE MONTH

The Four Friends In a jungle, four friends—Giju the giraffe, Gitti the goat, Rabby the rabbit, and Mini the monkey—lived happily together, playing and eating near a big mango tree. One morning, Giju, Rabby, and Mini found Gitti crying. Concerned, they asked what was wrong. Gitti sniffled and said, "If the grass and plants disappear, we'll have nothing to eat and will grow weak. That scares me." Realizing the importance of nature, Giju said, "You're right! We must take care of our jungle." Rabby suggested, "Let's plant trees and protect the plants!" Mini added excitedly, "And tell the other animals to help!"

Gitti wiped her tears and smiled. "Yes! If we care for nature, it will care for us." From that day, the friends became jungle guardians, planting trees and protecting their home, ensuring it stayed green and full of life.

Language and Literacy (English and Hindi)		Math and Blocks	Gross & Fine Motor Skills/ Creative Expression	Science and Exploration	Values, Morals and Ethics (with due importance on India culture and rootedness)
Language (English & Hindi)	Literacy (English & Hindi)				
<ul style="list-style-type: none"> Circle Time News of the day Rhyme: Out In the garden  <ul style="list-style-type: none"> Hip- Hip Hop Hop Hop कविताएँ: घना कैसे बोया  <ul style="list-style-type: none"> गाजर का पौधा Story: Corn कहानी: पत्तल 	<p><u>Reading Readiness Activities</u></p> <ul style="list-style-type: none"> Vocabulary-Facilitator to enhance the preschoolers active vocabulary with the following: Conversing with the class group by using these words on a daily basis consciously & as frequently as possible. <p>Theme related vocabulary: underground, shrub, herb, branches, trunk, bark, twigs, oxygen, blossom, germination</p> <ul style="list-style-type: none"> Revision of three and four-letter words done so far. Reading words with phonograms (ee, oo, sh, ch, th) Reading simple and short sentences. Reading cloud simple and short stories. Picture book reading (moving fingers from left to right and top to bottom.) 	<p><u>Numeracy-</u></p> <ul style="list-style-type: none"> Pre number concept: Thick - Thin Serial counting 1-50 Revision of Pre-number concepts done so far. Revision of shapes.  <ul style="list-style-type: none"> Revision of Backward counting 20-1. Revision of what comes after, before and in between Concept of Time Single line addition Correlation of numbers 1 to 20 with quantity. 	<p><u>Fine Motor-</u></p> <p>Spark of joy Page 30.</p> 	<ul style="list-style-type: none"> Creating a green space in the house. Taking care of green space created in the house.  <ul style="list-style-type: none"> Cultivation steps for Potted Plants Spotting creepers in the school lawns & fields & placing their stems softly in correct direction to help them grow 	<p><u>Value:</u></p> <ul style="list-style-type: none"> Save the environment, "Green" Habits 

	<ul style="list-style-type: none"> • Writing Activities • Writing four letter words with vowels - a, e, i, o, u. • Writing words with phonograms (ee, oo, sh, ch, th)  <ul style="list-style-type: none"> • • Free hand drawing and colouring. • Writing simple sentences. • Montessori Apparatus- Sandpaper, Letters, English reading boxes. • HINDI LITERACY • शब्दावली- आक्सोवन, जड़, टहनी, छाया, जड़ी-बूटी, लकड़ी, बसेरा, सुन्दर, फूल, गोद, औषधि, तिनका, रबड़, आठदाँचर अक्षर वाले शब्दों के वाक्यों का मौखिक अभ्यास • चार अक्षर वाले शब्दों के वाक्यों को लिखने का अभ्यास। • दो, तीन, चार अक्षर वाले शब्दों से वाक्य निर्माण। • कार्य पत्रिका द्वारा • शब्दों को पूरा करने का अभ्यास कराया जाएगा। • • सत्र एवं वर्ष सम्बंधित आयु - अनुरूप विख्यात शब्दावली एकत्रित करके बच्चों तक पहुँचाना शिक्षिका का ध्येय रहेगा • 	<ul style="list-style-type: none"> • Comparing- Maze, Problem Solving • Montessori Apparatus- Addition Board, Seguin Board - I & II. 			
--	---	--	--	--	--






	<ul style="list-style-type: none"> Montessori Apparatus- Hindi Movable Boxes, घट अक्षर माला  <p>पेटी</p> <ul style="list-style-type: none"> इन शब्दों को नियमित रूप से क्रियाओं द्वारा बच्चों के सक्रिय शब्द कोष में प्रयोग कराया 				
--	--	--	--	--	--

Learning Outcomes

<p>The child will be able to:</p> <ul style="list-style-type: none"> use new words learnt. initiate a conversation narrate a story in Hindi & English enhance critical thinking 	<p>The child will be able to:</p> <ul style="list-style-type: none"> read three letter (CVC) words. speak short sentences work on Montessori apparatus बच्चे चित्र पुस्तिका से वर्णमाला के अक्षरों की आकृति व ध्वनि को पहचानने का प्रयास करेंगे । 	<p>The child will be able to:</p> <ul style="list-style-type: none"> enhance the understanding of numbers solve single line addition sums develop his/her thinking skills and build problem solving ability 	<p>The child will be able to:</p> <ul style="list-style-type: none"> develop his/her fine motor skills and gross motor skills able to gain strength and confidence in his/her body movements. develop his/her critical thinking ability. 	<p>The child will be able to:</p> <ul style="list-style-type: none"> develop probing, analytical and reasoning skills develop the aptitude of learning by doing. 	<p>The child will be able to:</p> <ul style="list-style-type: none"> develop empathy, compassion, and love towards others. The child will imbibe humane qualities and grow up to be responsible adult. The child will be able to develop sensitivity towards the natural, physical and human resources in the immediate environment.
---	--	--	---	--	---

MONTH: MARCH

THEME: School tour & Bridging Gap

Language and Literacy (English and Hindi)		Math and Blocks	Gross & Fine Motor Skills/ Creative Expression	Science and Exploration	Values, Morals and Ethics (with due importance on India culture and rootedness)
Language (English & Hindi)	Literacy (English & Hindi)				
<ul style="list-style-type: none"> Rhymes School Song  <ul style="list-style-type: none"> On Time खविता आस पास की सैर 	<ul style="list-style-type: none"> Bridging activities - Revision of vocabulary related to the letters and theme covered during the year. Pattern writing activities Reading and writing sentences with three and four letter words along with sight words. Bridging Worksheets Montessori Apparatus- Sand Paper Letters, English reading boxes Hindi Literacy शब्दावली- खुला, मैदान, गाँव, किताबें, शिक्षक, कुर्सेदार, हरिपाली, पुस्तकालय दो, तीन एवं चार अक्षर वाले शब्दों को पढ़ने का अभ्यास दो, तीन, चार अक्षर वाले शब्दों के वाक्यों को लिखने का अभ्यास I 	<p><u>Problem Solving</u></p> <ul style="list-style-type: none"> Sorting and pairing activities Comparing Activities Maze/Puzzles (4-5 Pieces) Odd one out. <p><u>Odd One Out</u></p>  <p>Role of Special educators for learning gaps. Identification of weaker students, learning gaps, thus the</p>	<p><u>Fine Motor</u></p> <ul style="list-style-type: none"> Spark of joy page 32 	<ul style="list-style-type: none"> School tour 	<p><u>Value</u></p> <p>Respect for School Property</p>

	<ul style="list-style-type: none"> कार्य पत्रिका द्वारा करवाई गए अक्षरों , व्यंजनों - दो , तीन , चार , अक्षर वाले शब्दों की नियमित रूप से पुनरावृत्ति करवाई जाएगी स्वर एवं वर्ण सम्बंधित आयु - अनुरूप विखण्डित शब्दावली एकत्रित करके बच्चों तक पहुँचाना शिक्षिका का ध्येय रहेगा Montessori Apparatus- Hindi Movable Boxes, चल अक्षर माला पेट्टी I इन शब्दों को नियमित रूप से क्रियाओं द्वारा बच्चों के सक्रिय शब्द कोष में प्रयोग करवाये 	role of special educator in collaboration with the class teachers.			
--	--	--	--	--	--

Learning Outcomes

<p>The child will be able to-</p> <p>The children will be able to know about their school and develop a positive approach towards learning.</p>	<p>The child will be able to- English</p> <ul style="list-style-type: none"> The children will be able to read and write simple sentences using three and four letter words. हिंदी बच्चे हिंदी वर्णमाला के अक्षरों की आकृति व ध्वनि को पहचानकर उन्हें लिखने व पढ़ने का अभ्यास करेंगे। 	<ul style="list-style-type: none"> The child will be able to: The children will be able to draw/count/pick objects for the given number. The child will be able to develop his/her thinking skills and build problem-solving ability 	<p>The child will be able to-</p> <ul style="list-style-type: none"> The child will be able to develop his/her fine motor skills and gross motor skills. The child will be able to develop his/her critical thinking ability. The children will be able to work collaboratively towards achieving cleanliness. 		<p>The child will be able to:</p> <ul style="list-style-type: none"> The children will be able to increase his/her awareness about the school.
---	--	---	---	--	---