



Bal Bharati
PUBLIC SCHOOL
For betterment of the Child Education System through a Multi
Disciplinary Approach

BAL BHARATI PUBLIC SCHOOL, BRIJ VIHAR

CURRICULUM

DEPARTMENT: FOUNDATIONAL STAGE

SESSION: 2025-26

CLASS: PRE SCHOOL



PRE SCHOOL CURRICULUM

2025-26

THEMES

MONTH	THEME
APRIL/MAY	All about myself
JULY	Water & Food
AUGUST	My Country, My Pride
SEPTEMBER	Fauna on Earth
OCTOBER	Air
NOVEMBER	Transport
DECEMBER	Community Helpers
JANUARY	Toys & Games
FEBRUARY	Flora on Earth
MARCH	School tour and Bridging Gap activities

MONTH : APRIL / MAY

THEME OF THE MONTH : ALL ABOUT MYSELF (मेरी कहानी)








STORY OF THE MONTH




Bharati and Bharat are Bal Bharatians. Bharati is Bharat's elder sister. This morning, as they were coming to school by the school bus, Bharat asked Bharati, "Didi, how old are you?" "Six years old, my little brother" replied Bharati.

Bharat said, "Didi, Mumma says I am three years old". Before a minute passed, Bharat was ready with his next volley of questions. "Bharati didi, why doesn't Mumma take you to the barber for a haircut as she takes me every month?... Why is your and my footwear different- yours being so beautiful?... Why does Dad call you 'Princess' and me 'Champ'?"

Bharati explained... "Bharat, Mumma doesn't take me to the barber because girls' like long hair. Our footwear is different because girls and boys have different style of shoes. Dad calls me 'Princess' because I'm his daughter, and you 'Champ' because you're his son. They are both terms of endearment. We're both special to them in different ways."



Language and Literacy (English and Hindi)		Math and Blocks	Gross & Fine Motor Skills/ Creative Expression	Science and Exploration	Values, Morals and Ethics (with due importance on India culture and rootedness)
Language (English & Hindi)	Literacy (English & Hindi)				
<ul style="list-style-type: none"> Circle Time News of the day <p>English Rhyme Book;</p> <ul style="list-style-type: none"> God's love 1,2 buckle my shoe Ten Little Fingers Clap Your Hands Hop a Little Sweet me <p>Story: The thirsty crow</p>  <p>कहानी - तौत</p> <p>Hindi Rhyme Book -</p> <ul style="list-style-type: none"> हे भगवान आइ टमाटर गमी आई आलू बोला अच्छे बच्चे 	<p><u>Reading Readiness Activities</u> Vocabulary- I, me, myself, mine, father, mother, family, brother, sister, younger, elder, uncle, aunt, love, etc.</p>  <p><u>Writing Readiness Activities</u> Development of postural control</p> <ul style="list-style-type: none"> running, hopping, jumping for the growing child's well-toned large muscles to support & enhance fine muscle coordination. Crumpling, clay, squeezing, throwing. 	<p><u>Numeracy</u> Sorting and pairing activities</p> <p>Pre number concept</p> <ul style="list-style-type: none"> Big/Small with Objects, Pictures, worksheets.  <p><u>Shapes</u></p> <ul style="list-style-type: none"> Introduction of Circle  <p><u>Numbers</u></p> <ul style="list-style-type: none"> Oral Counting 1 to 5 	<p><u>Fine Motor:</u></p> <ul style="list-style-type: none"> Colours- Red Colouring in Sun, Ice Cream, Mango, Ball Art and Craft activities on summer fruits and vegetables.  <p><u>Gross Motor-</u></p> <ul style="list-style-type: none"> Animal walk, Body Movements Doll's play (to bring concept of body parts) Dancing freely on music to recognize his/her body parts (Head, Shoulders, Knees and Toes) 	<p>Pictorial Book on 'My Favourite Fruits and Vegetables'</p> <p>Exploring Emotions</p>  <p>Earth Day</p> 	<p><u>Value:</u> Helping & Sharing</p> <ul style="list-style-type: none"> Helping my friends, family & anyone in need Sharing <p><u>Project/Experiential learning</u> (Collaboration): 'Clothes I wear'</p> <p><u>Seva:</u></p> <ul style="list-style-type: none"> Awareness & seva to self. Namaskar "Touch/Hug/Kiss Me Not" ...if I don't permit. Taking turns & playing together, managing/using tiffin boxes/water bottles/ cloth or tissue napkins Hygiene & self-care

<p>Free Conversation-</p> <ul style="list-style-type: none"> • Myself -name, age, gender, class, school, how do I commute to school, my contact details, etc. • My likes and dislikes • My Family (Members in my family) • My Body - How I appear, I love Myself • Body Parts (face, large muscles, fine muscles & sense organs) • Keeping my body safe by differentiating between Good Touch and Bad Touch  <ul style="list-style-type: none"> • Seasons (simple conceptualization) • Summer - the feel of hot air, integration with the effect of extreme heat on different life forms • Importance of water and concept of thirst • Summer gadgets • Simple conceptualization of summer clothing, summer fruits 	<p>catching - specifically for fine muscles.</p> <ul style="list-style-type: none"> • Scribbling using crayons on different surfaces. • Colouring activities • Knowledge of Pattern: tracing of: Standing line <p>शब्दावली - गर्मी, कपड़े, गरम, पसीना, चाय, रस, कंधे, नाजू, पैर, हाथ, सिर, होठ, आँख, कान, बाल, दोस्त, इत्यादि ।</p> <p>Each child to be encouraged for speaking short sentences in English.</p>	<p>• Introduction of Number 1 with quantity correlation</p> <p>Theme related objects can be taken in all the activities and functions.</p> <p>MONTESSORI APPARATUS</p> <ul style="list-style-type: none"> • Pink Tower • Sand Paper Numbers 	<p>Creative Expression</p> <ul style="list-style-type: none"> • Takeaways done during the adaptation week. • Sparks Of Joy I: Colour Me Red (pg.1)  <p>Me and My Buddy (pg.3)</p>	<p>Behavioural Skills:</p> <ul style="list-style-type: none"> • Smell, listen, taste, see & feel consciously; hygiene & caring for sense organs. • Poise - 'Silence Lesson' (Arrival & Dispersal)
---	--	--	---	--

Learning Outcomes

<p>English</p> <p>The child will be able to:</p> <ul style="list-style-type: none"> * sing/recite rhymes with actions. * develop an understanding about our own self. 	<p>हिंदी</p> <ul style="list-style-type: none"> * बच्चे सरल शब्दों में अपना परिचय देने का प्रयास करेंगे। * बच्चे अपने शब्दों में कहानी बुनने और अपने आप को व्यक्त करने का प्रयास करेंगे। * बच्चे भाषा के प्रति रुचि जागृत करेंगे। 	<p>The child will be able to:</p> <ul style="list-style-type: none"> * develop thinking skills and build problem solving ability. * enhance cognitive skills and ability. 	<p>The child will be able to:</p> <ul style="list-style-type: none"> * develop fine motor skills and gross motor skills. * develop critical thinking and have a meaningful & joyful learning. 	<p>The child will be able to:</p> <ul style="list-style-type: none"> * develop the aptitude of learning by doing. 	<p>The child will be able to:</p> <ul style="list-style-type: none"> * develop empathy, compassion, and love towards others. * imbibe humane qualities and grow up to be responsible adult.
---	--	---	---	--	---

MONTH : JULY

THEME OF THE MONTH : Water & Food (अच्छा जल पान , विकास का प्रतिमान)





STORY OF THE MONTH

A small, white, cute, furry rabbit lived in a burrow. Its name was Bunny. One day, as Bunny came out of the burrow to fetch some food and water, it found a vegetable seller's shop close by. In the shop there were baskets full of red, crisp carrots. Its mouth drooled..."Yum! Fresh carrots!"

Bunny hopped over to the shop and asked the kind vegetable seller, "May I have some carrots, please?" The seller smiled and said, "Of course, Bunny! Carrots are very healthy and will help you grow big and strong." Bunny took a big, crunchy carrot and started munching on it. "Mmm, so tasty!" Bunny said happily. Bunny knew that eating fresh vegetables and fruits was important to stay healthy and full of energy. After finishing the carrot, Bunny thanked the vegetable seller and hopped back home with more carrots for later. Bunny felt strong and happy after eating the fresh carrots.

From that day on, Bunny made sure to eat healthy food like fresh vegetables and fruits every day. Bunny grew big, strong, and was always full of energy to hop around and play with friends. And so, Bunny lived happily in the burrow, always enjoying delicious and healthy food.."

THEME: Water & Food (अच्छा जल पान, विकास का प्रतिमान)

Language and Literacy (English and Hindi)		Math and Blocks	Gross & Fine Motor Skills/ Creative Expression	Science and Exploration	Values, Morals and Ethics (with due importance on India culture and rootedness)
Language (English & Hindi)	Literacy (English & Hindi)				
<ul style="list-style-type: none"> Circle Time News of the day <p>English Rhyme Book;</p> <ul style="list-style-type: none"> I love umbrella I Hear Thunder Rainy Day  <p>Story: Bunny and Carrot</p> <p>कहानी - सीढे सीढे गुलगुले</p> <p>Hindi Rhyme Book -</p> <ul style="list-style-type: none"> जल गर्मी है गानर का किला पुन्न् पुन्न् <p>Free Conversation- Food</p>	<p><u>Reading Readiness Activities</u></p> <ul style="list-style-type: none"> Vocabulary: hot, sun, dry, cut, water, food, junk, raw, cook, tiffin, chew, bite, eat, cut, waste, peel, packed. <p>Letter & sound recognition and related vocabulary:</p>  <ul style="list-style-type: none"> Letter L- leg, lips, left, lock, lion, leaf, letter, ladder, lemon, lotus etc. Letter I i- is, it, if, in, ill, India, insect, injection, intake, etc. Letter T t- top, ten, toy, tin, top, tall, tiger, torch, towel, tomato, teeth, table, tongue etc 	<p><u>Problem Solving</u></p> <p>Sorting and pairing activities</p> <p>Pre number concept More/less with Objects, Pictures, worksheets.</p> <p>more less</p>  <p>Shapes</p> <ul style="list-style-type: none"> Square and Triangle <p>Numbers</p> <ul style="list-style-type: none"> Oral Counting 1 to 5 Recognition of numbers 2 and 3 with quantity correlation Correlation of numbers 1 to 3 with quantity Matching activities 	<p><u>Fine Motor:</u></p> <ul style="list-style-type: none"> Colours- Blue Tong activity lemon, clay & dropper squeezing spooning, threading, paper tearing and pasting, lacing and pegging Crumpling, throwing, catching Art and Craft activities on summer fruits and vegetables. <p>Gross Motor- Fun with Aerobics</p> <p>Creative Expression</p> <ul style="list-style-type: none"> Sparks Of Joy I - Craft a melon (pg.6) 	<p>Rainy Day Delights</p> <p>Sound Experiment</p>	<p>Politeness & Truthfulness</p> <p><u>Value:</u></p> <p>Not to waste food & water Helping & Sharing</p>  <ul style="list-style-type: none"> Helping my friends, family & anyone in need Sharing <p>Project/Experiential learning (Collaboration):</p> <ul style="list-style-type: none"> Dramatization of food producers & suppliers Food/Water/Rain related paper folding activities

<ul style="list-style-type: none"> • What do I eat— Names of food items • Am I eating 'Good Food'? • Difference between chewing & gulping food • Sweet, sour, bitter, salty food <p>Water</p> <ul style="list-style-type: none"> • I need water • Where do I get water from? • Does water have taste? • Where do I see & experience water in different activities • Effect of rain on plants, animals, insects, roads, vehicles 	<ul style="list-style-type: none"> • Alphabet Stories and rhymes to introduce the letters <p>Writing Readiness Activities</p> <p>Development of postural control</p> <ul style="list-style-type: none"> • Stirring and mixing. • Picking up small objects especially with Pincer grip and Tripod grip • Pattern tracing: Sleeping line <p>• Tracing straight lines from top to bottom and left to right</p> <p>• Tracing in sand and paper</p> <p>• Related worksheets</p> <p>शब्दावली - भोजन, फल, सब्जी, दूध, स्नान, गंधा, पानी, छाता, पकोड़े, इंद्रधनुष, गन्धक, गरिश, बुन्यादि</p>	<p>Theme related objects can be taken in all the activities.</p> <p>MONTESSORI APPARATUS</p> <ul style="list-style-type: none"> • Pink Tower • Sand Paper Numbers • Cylinder Blocks 	 <p>Pitter Patter Rain Drops (pg.8)</p> 	<p>Seva:</p> <ul style="list-style-type: none"> • Eating/Finishing tiffin • Defining/understanding portions of food & water as per one's hunger & thirst <p>Behavioural Skills:</p> <ul style="list-style-type: none"> • Eating Right: Eye-Hand & Mouth-Hand Coordination • Enacting correct movements & gestures related to eating food, drinking water & enjoying rain • Poise • Being thankful for food & water
---	---	--	---	--

Learning Outcomes

<p>English</p> <p>The child will be able to:</p> <ul style="list-style-type: none"> • improve his/her speech. • learn intonation and correct pronunciation. • build his/ her vocabulary. • develop auditory skills such as discriminating between sounds. 	<p>हिंदी</p> <ul style="list-style-type: none"> • बच्चे सरल शब्दों में अपना परिचय देने का प्रयास करेंगे। • बच्चे अपने शब्दों में कहानी बुनने और अपने आप को व्यक्त करने का प्रयास करेंगे। • बच्चे भाषा के प्रति रुचि जागृत करेंगे। 	<p>The child will be able to:</p> <ul style="list-style-type: none"> • develop an understanding of simple early mathematical skills. • enhance cognitive skills and ability. 	<p>The child will be able to:</p> <ul style="list-style-type: none"> • develop gross and fine motor skills and enhance creativity. • articulate feelings and thoughts. • make 2-piece puzzle 	<p>The child will be able to:</p> <ul style="list-style-type: none"> • know about the world around them. • strengthen conceptual understanding. • inculcate the values of scientific thinking. 	<p>The child will be able to:</p> <ul style="list-style-type: none"> • articulate feelings and thoughts. • develop an understanding of repeating patterns by identifying, extending and creating.
--	---	--	---	---	---







Month - August

My Country, My Pride (मेरा देश, मेरा अभिमान)

STORY OF THE MONTH - OUR INDIAN SOLDIER

Soldier Azaad is in the Indian Army. He is presently posted at Delhi and lives with his family. Soon soldier Azaad will leave Delhi and move to Rajasthan with his wife and son, Yash to take care of our country India from there. Yash is so proud of the fact that his father is an Indian soldier and also very excited about moving to Rajasthan with his Ma & Papa. He is looking forward to eating Rajasthani food, visiting various interesting places, forts & monuments in Rajasthan and greeting everyone "Khamma Ghani" along with "Namaskar" that he has learnt as he stayed in Delhi. Yash salutes his BIG nation -INDIA! Bharati & Bharat, Yash's neighbourhood friends are sad about Yash leaving Delhi. They wish him and his family good wishes as they move to Rajasthan. They reached Jaipur railway station where Yash met a Rajasthani girl, Padmini, who greeted the whole family -"Khamma Ghani". They were very happy and ready to explore a new place.

Theme - My Country, My Pride (मेरा देश, मेरा अभिमान)

Language and Literacy (English and Hindi) Language (English & Hindi) Literacy (English & Hindi)	Math and Blocks	Gross & Fine Motor Skills/ Creative Expression	Science and Exploration	Values, Morals and Ethics
<p>Circle Time News of The Day Sight words- I, My, Me <u>Sing Along:</u> Good To Be Kind (Page 3) Be Honest (Page 4) <u>Story:</u> Our Indian Soldiers</p>  <p>गीतांजलि: नन्हे सेतनक (Page 15) शुद्धि का झूठा (Page 7)</p>  <p>कहानी: हमारी पत्तन</p> <p>Reading Readiness Activities: Theme related vocabulary- Delhi, city, India, Country, Flag, Tricolour, clean, nation, national, symbols, games, march, peace, soldiers, etc. Sight words- I, my, me Concretize letter recognition with the help of a variety of experiences like air tracing, tray tracing, and interactive panel activities. Letter F f- fan, fit, fat, fun, fry, fly, fish, frog, flag, face, fight, fingers, feather, fantastic, fabulous etc. Letter D d- den, day, dew, doll, drum, dress, door, dive, dirty, deep, deer, drive, dark, drain, drape, dinner, doctor etc. Letter A a- at, an, am, ant, axe, apple, arrow, alligator, airplane, almanac, anger, almirah etc. Alphabet stories and rhymes</p>	<p>Numeracy:</p> <ul style="list-style-type: none"> Sorting and pairing activities Pre number concept- long/short. Revision of shapes- circle, square and Triangle. Knowledge of patterns- slanting lines Moving finger clockwise and anti- clockwise to trace various shapes. Oral counting- 1 -10 Recognition of numbers 4 and 5. Correlation of numbers 1 to 5 with quantity.  <p>Matching activities. Information of age, contact number.</p>	<p>Creative Expression: Identifying the 'Tiranga' through Picture Conversation (only)</p> <ul style="list-style-type: none"> Colouring the 'Tiranga' Listening to story of Indian independence Recognizing ONE Freedom fighter and speaking one-two sentences about her/him. Learning important terms like 'Jai Hind', 'Tiranga', 'Mera Bharat Mahan' through morning (Special) Assemblies <p>Sparks of Joy: Dancing Dolphin (Page 10)</p> 	<p>Mixing of Colours Experiment: Identifying the colours - Orange, White, Green & Blue in the environment.</p>  <p>Project / Experiential learning (Collaboration): Simple, collective class display for celebrating Independence Day.</p>	<p>Value Basic Courtesies and Manners- Gratitude and Respect for Nation</p> <p>Behavioural skills: Learning & Collective Singing of an age-appropriate song/rhymes</p>  <p>helping the children feel "MY India My Pride". Seva: To learn to salute the National flag. Story Narration and Enactment (Toy Based Pedagogy) Shloka Chanting</p> <p>Value: Importance of National Citizenship</p>

- Letter games
- Related worksheets

Writing Readiness Activities:

Development of postural control
Tracing of slanting lines (left to right and right to left)

Picking up small objects especially with Pincer grip and Tripod grip.

शब्दावली :-

खंडा, नदी, दिल्ली, तातकिला, विजय, सैनिक इत्यादि।

इन शब्दों को नियमित रूप से क्रियाओं द्वारा बच्चों के सक्रीय शब्दकोष में प्रयोग करवाया जायेगा।

Montessori Apparatus:

Pink Tower
Cylinder Blocks
Long Stairs
Sand Paper Numbers.



Four Fish Friends (Page 12)



Learning Outcomes

The child will be able to:

- improve his/her speech.
 - learn intonation and correct pronunciation.
 - build his/ her vocabulary.
 - develop the competence of children to understand what they hear.
- understand and express emotions.

The child will be able to:

- enhance active vocabulary related to summer season.
- acquire phonetic awareness

The child will be able to:

- develop an understanding of simple early mathematical skills.
- identify and extend simple patterns in shapes and numbers.
- practice decision-making, problem-solving and critical thinking.

The child will be able to:

- develop gross and fine motor skills and enhance creativity.
- communicate thoughts, experiences or ideas.
- learn to follow instruction and think critically.

The child will be able to:

- Know about the world around them.
- Strengthen conceptual understanding.
- Inculcate the values of scientific thinking.

The child will be able to:

- Develop empathy, compassion and love towards others.
- Imbibe good moral values.
- Boosts self-confidence
- Imbibe the value of patriotism.

Month - September

My Country, My Pride (मेरा देश, मेरा अभिमान)









STORY OF THE MONTH - THE ANIMAL PARADE




It was time for an annual celebration!! The animals living in a sea just outside the thick Forest, were preparing for a lovely & colourful 'Parade'. The Shark declared that she would lead the parade & asked everyone to dress up in their best attire and participate joyfully.

The Crocodile & the Tortoise seemed to be a little perplexed & confused as they had promised their animal & insect friends, the Bear, the Giraffe and the Butterfly for participating in a similar parade on land.

Month - September

Theme- Fauna on Earth (जीव जंतुओं के साथ है निभानी, ये भी तो हैं हमारे जैसे प्राणी)

Language and Literacy (English and Hindi) Language (English & Hindi) Literacy (English & Hindi)	Math and Blocks	Gross & Fine Motor Skills/ Creative Expression	Science and Exploration	Values, Morals and Ethics	
<ul style="list-style-type: none">Circle TimeNews of The DaySing Along-Two little dicky birds (Page 6)Growing Me (Page)Five little monkeys (Page 18)Rabbit, rabbit 1, 2, 3.(Page 26)  <p>Story: The Animal Parade</p>  <p>कविताएँ:</p> <ul style="list-style-type: none">हमारी बिल्ली (Page 19)चींटी और हाथी (Page 27)जंगल में जानवर (Page 29)	<p>Concretize letter recognition with the help of a variety of experiences like air tracing, tray tracing, and interactive panel activities.</p> <p>Letter K k- kit, kid, kite, kiwi, keep, kind, kettle, kitten, kennel, kangaroo, kindergarten etc.</p> <p>Letter B b- bat, bag, bin, bed, beg, bug, boy, ball, bear, bite, blue, black, boon, boil, block, bread, butter, brush, bully, button, branch, bottle, butterfly etc.</p> <p>Letter H h- hat, hot, hit, hut, heal, head, high, heel, high, horn, hero, hump, horse, home, house, height, helicopter, heroine, hamper, hashtag, hunger etc.</p> <p>K B H</p> <ul style="list-style-type: none">Alphabet stories and rhymes to introduce the letters.Letter gamesRelated worksheets	<p>Numeracy-</p> <ul style="list-style-type: none">Sorting and pairing activitiesPre-number concept: Tall/Short  <ul style="list-style-type: none">Revision of shapes- Circle, Square and TriangleKnowledge of patterns- CurvesOral Counting 1-10.Recognition of numbers 6 & 7Correlation of numbers 1 to 7 with quantityMatching activities  <p>Montessori Apparatus-</p> <ul style="list-style-type: none">Frames (Velcro Frame)Number Rods	<p>Creative Expression-</p> <ul style="list-style-type: none">Introduction to the theme through a story having a number of animalsWhat is an animal?Names of different animals.Differentiate between animals on the basis of their size - Small and Big, integrating Pre-number conceptBasic features of animals and birdsInsects which we see in the surroundings  <ul style="list-style-type: none">Birds- physical features (beak, feathers, wings and claws)	<p>Dig for Bugs: Observation of movement of insects using Magnifying glass.</p>  <p>Project / Experiential Learning (Collaboration)-</p> <ul style="list-style-type: none">Animal races Nature Walk  <ul style="list-style-type: none">Zoo visitShow and tell activityAnimal Movement: Teach children about how different animals move (e.g. slither, hop,	<p>Behavioural skills-</p> <ul style="list-style-type: none">Unique animal soundsEating pattern of animalsDemonstrating the behavioural expressions and actions found in the animal kingdom - Animal WalkHighlight the importance of working together through animal inspired tasks (for e.g. politeness & softness of a follow the leader relating it to walking in line.)Care for birdsBe energetic: Wake up with sunrise like birdsLike birds, go to bed at the same time every evening.  <p>Seva-</p> <ul style="list-style-type: none">Grasping the essentials of nourishing, maintaining cleanliness, and providing aid for animals,

<p>कहानी: मज़ा आ गया</p> <p>Reading Readiness Activities:</p> <ul style="list-style-type: none"> Theme related vocabulary: Names of animals, care, shelter, friendly, pet, vet, wild. <p>Sight words - I, Am</p>	<p>Writing Readiness Activities:</p> <p>Development of postural control. Tracing of curves</p> <p>Paper folding, colouring in enclosed figures and free hand drawing, etc.</p> <p>Rainbow tracing on numbers and letters using three different colours.</p> <p>शब्दावली :-</p> <ul style="list-style-type: none"> कुत्ता, सक्ली, मछली नाव, बंदर, शेर, चारा, घास, चूहा, खरगोश, पंख, घोघ, हवापट्टा। इन शब्दों को नियमित रूप से क्रियाओ द्वारा बच्चों के सक्रीय शब्दकोष में प्रयोग करवाया जायेगा। शैक्षणिक ध्वनन बरतेशण ऊ और अ अपने नाम की पहली ध्वनन सुनना 	<p>• Sand Paper Numbers.</p> 	<ul style="list-style-type: none"> Name of common birds Where they live - nest Difference between animals and birds. <p>Sparks of Joy (My Activity Book):</p> <ul style="list-style-type: none"> Hues and codes (Page 14) Bingo colours (Page 16) 	<p>crawl, swim) and encourage children to imitate these movements.</p> <ul style="list-style-type: none"> Nest Making (in collaboration): Description of the bird & its nest <p>Distinguishing between animals and birds' footprints using clay.</p> 	<p>feeding animals, taking care of injured animals.</p> <ul style="list-style-type: none"> Visit to animal shelters like Goshalas for providing food and clothes during harsh weather under adult supervision (Relating Mother Tongue and telling them that Gau means cow and Shala means shelter). <p>Provide separate bowls for grains (seeds) and water, and bird hygiene.</p> <p>Value:</p> <ul style="list-style-type: none"> Not to harm animals and birds Empathy and Care for animals and Birds Cleanliness- to help animals & birds grow in a healthy manner.
---	--	--	--	---	--

Learning Outcomes

<p>The child will be able to:</p> <p>improve his/her speech. learn intonation and correct pronunciation. build his/her vocabulary. develop auditory skills such as discriminating between sounds.</p> <p>बच्चा स्वर से संबंधित ध्वनन बरतेशण का प्रयोग करना सीखेगा और अपने आप को व्यक्त करने का प्रयास करेगा।</p>	<p>The child will be able to:</p> <p>enhance active vocabulary related to animals and insects. acquire phonetic awareness.</p> <p>बच्चों को स्वर और ध्वनन से परिचित कराया जाएगा और उनसे अनुरूप व्याख्यात शब्दावली बोलने के लिए कहा जाएगा। बच्चे भाषा कौशल के अनुप्रयोग और एकीकरण पर ध्यान केंद्रित करना सीखेंगे।</p>	<p>The child will be able to:</p> <p>develop an understanding of simple early mathematical skills. develop an understanding of shapes around us increase their manipulative skills. develop an understanding of the cardinal meaning of the numbers. Co-relate numbers and quantity</p>	<p>The child will be able to:</p> <p>develop gross and fine motor skills enhance his/her creativity. articulate their feelings and thoughts creatively. display dramatic skills.</p>	<p>The child will be able to:</p> <p>develop thinking skills. enhance observation skills. be aware of various animals and insects. Be aware of the sounds and movement of the insects and animals around.</p>	<p>The child will be able to:</p> <p>develop empathy, compassion and love towards others. imbibe good moral values. boost self-confidence. Enhance self confidence</p>
--	--	---	--	---	--

MONTH: OCTOBER

THEME OF THE MONTH: Air (साफ़ रहेगी वायु, तभी बढ़ेगी आयु)









STORY OF THE MONTH

varsha is Bharati's best friend; both these five-year-old girls are classmates at Bal Bharati Public School. One day when Bharati & Varsha were enjoying their tiffin snacks sitting under a neem tree in their school's playground, Varsha noticed three flying clouds up in the sky...she expressed her surprise to Bharati and asked, "Bharati can you see those three moving clouds in the sky? I wonder how are they moving? I can't see any wings around their bodies...clouds do not have feet either as though someone is pushing them... Bharati looked up at the sky and smiled. "It's the wind!" Bharati said. "Even though we can't see it, the wind pushes the clouds across the sky. Our teacher told us

that the sun heats the air. Warm air goes up, and cool air takes its place. This makes the wind blow, and the wind moves the clouds," Bharati explained. Varsha clapped her hands. "Wow! So, the wind is like a hidden friend playing with the clouds. The two friends smiled and continued eating their tiffin, happily watching the floating clouds.

Moral: Even if we can't see something, it can still be real—like the wind, love, and friendship! 🌈

THEME: Air (साफ़ रहेगी वायु , तभी बढ़ेगी आयु)

Language and Literacy (English and Hindi)		Math and Blocks	Gross & Fine Motor Skills/ Creative Expression	Science and Exploration	Values, Morals and Ethics (with due importance on India culture and rootedness)
Language (English & Hindi)	Literacy (English & Hindi)				
<ul style="list-style-type: none"> Circle Time News of the day <p><u>Sing Along:</u></p> <ul style="list-style-type: none"> Teddy Bear Boogie Woogie  <p>Story- The Moving Clouds</p>  <p>कवितारंग:</p> <ul style="list-style-type: none"> उड़ो पतंग आजो भड़ो आजो अपना घर  <p>कहानी - मिली का गुब्बारा</p>	<p><u>Reading Readiness Activities</u></p> <ul style="list-style-type: none"> Vocabulary- hot, cool, pure, clean, cough, smell, viral, breeze, breathe, pollution, fragrance, vacuum etc. Sight words - He, She, we Air related vocabulary - breeze, wind, and storm  <ul style="list-style-type: none"> Concretize letter recognition with the help of a variety of experiences like air tracing, tray tracing, and interactive panel activities Letter E e - egg, elf, end, enter, empty, engage, engine, empire, exercise, explore, entry, elephant, eggplant, envelope, etc. Letter V v - van, vet, 	<p><u>Problem Solving Numeracy-</u></p> <ul style="list-style-type: none"> Sorting and pairing activities Pre-number concept: Far/Near Oral Counting 1-10 Tracing of sandpaper numbers Recognition of number 7 Correlation of numbers 1 to 7 with quantity Concept of zero  	<p><u>Fine Motor:</u></p> <p><u>Physical Activity-</u></p> <ul style="list-style-type: none"> Feel and sound of air Simple exercises highlighting the presence of air - In and around us Long breaths, short breaths. <p><u>Sparks of Joy (My Activity Book)-</u></p> <ul style="list-style-type: none"> Kites go Flying (Page 18) Hot Air Balloon (Page 20) 	<p><u>Air Experiments</u></p> <p>To demonstrate the presence of air by simple fun experiments</p> <ul style="list-style-type: none"> Introduction to Air - 'Air is everywhere.' Feeling the presence of air. Properties of air (space, speed) with the help of simple hands-on activities 	<p><u>Value:</u> Value and Basic Courtesies and Manners - 'Green' Habits</p> <p><u>Behavioural Skills</u></p> <ul style="list-style-type: none"> Imbibe the habit of using a handkerchief while sneezing, coughing. Talking to each other from an adequate distance. <p><u>Seva</u></p> <p><u>Planting activity:</u></p> <ul style="list-style-type: none"> Engage children in planting seeds, teaching them about their role in caring for the natural environment. 

vote, vase, vest,
vote, voice,
vulture, violet,
violin, village,
vibgyor,
vegetables etc.

Alphabet stories and rhymes
to introduce the letters.
Letter games ,Related
worksheets .

Writing Readiness Activities*

- Development of postural control
- Colouring in enclosed figures, free hand drawing and paper tearing and pasting
- Writing of letters Ll and Tt using thick crayons

Hindi

शब्दावली- पेख, बाजरा, हवा, गुब्बारा,
हवाई जहाज, पक्षी, पत्ता, आदि ।

मौखिक ध्वनि विप्लव -ई और ऐ

स्वर एवं वर्ण सम्बंधित आयु -
अनुरूप विख्यात शब्दावली एकत्रित
करके बच्चों तक पहुँचाना शिक्षिका
का ध्येय रहेगा ।

इन शब्दों को नियमित रूप से
क्रियाओं द्वारा बच्चों के सक्रिय
शब्द कोष में प्रयोग करवाये ।

Montessori Apparatus-
Frames (Button Frame),
Spindle Box, Sandpaper
Number



Project / Experiential Learning (Collaboration)*

'Air we Smell' - Good
smell and bad smell
(Smelling heeng,
agarbatti , camphor,
rotten tomato, etc.)
How do smells get to our
nose?
Air carries them
Audio recording of
learners' reactions by the
facilitator.



Value

Developing a sense
of responsibility
towards the
environment.

- Working together
to keep the air
clean .
- Humanity, compassion,
Vasudhev Kutumbakam -
The entire world breathes
the air.



Learning Outcomes

<p>The child will be able to</p> <p>English</p> <ul style="list-style-type: none"> ➤ use a diverse and extensive vocabulary. ➤ learn intonation and correct pronunciation. ➤ develop auditory skills such as discriminating between sounds. <p>Hindi</p> <ul style="list-style-type: none"> ➤ बच्चे घर से संबंधित वस्तुओं व वस्तुओं का प्रयोग करना सीखेंगे और अपने आप को व्यक्त करने का प्रयास करेंगे बच्चे अपनी मौखिक प्रवीणता का और सविद्य भागीदारी को सकल करेंगे। 	<p>The child will be able to</p> <p>English</p> <ul style="list-style-type: none"> ➤ Enhance active vocabulary related to things we see in the sky. ➤ acquire phonetic awareness. ➤ Enhance sensory motor skills. <p>Hindi</p> <ul style="list-style-type: none"> ➤ बच्चे भाषा कप्रवृत्त स्वयं जागृत करेंगे। बच्चे कौशल कअनुप्रयोग और एकीकरण पर ध्यान केन्द्रित करना सीखेंगे। 	<p>The child will be able to</p> <ul style="list-style-type: none"> ➤ develop an understanding of simple early mathematical skills, recognise, develop, describe and represent numbers and implement the usage of numbers in day-to-day life. 	<p>The child will be able to:</p> <ul style="list-style-type: none"> ➤ develop confidence, thinking skills, imagination and emotional understanding. 	<p>The child will be able to</p> <ul style="list-style-type: none"> ➤ know about the world around them. ➤ Strengthen conceptual understanding. ➤ inculcate the values of scientific thinking, appreciate scientific development. 	<p>The child will be able to</p> <ul style="list-style-type: none"> ➤ develop empathy, compassion and love towards others. ➤ Imbibe good moral values, boosts self-confidence.
--	---	--	---	---	--

MONTH: NOVEMBER




THEME OF THE MONTH: Means of Transport (यतायात है बहुत जरूरी संगी साथियों की मिटाये दूरी)







STORY OF THE MONTH

Once upon a time, on the busy roads of Delhi, there lived four friends- Mrs. Car, Mr. Truck, Ms. Bicycle & Mr. Auto Rickshaw. On a sunny day, as they were waiting at the Red Light. They started a conversation with each other. Mrs. Car commented "You know, we always get stuck in this heavy traffic. It's so disturbing. Truck nodded and said, I wish there were broader roads to make our ride smooth and clean. Ms. Bicycle, smallest of the four said "I am slim and light as compared to you all" and run manually and do not get stuck in the traffic like you Mr. Truck and Mrs. Car, I do not create pollution at all. I look so simple... not like you Mrs. Car, you come in so many different models. Mr. Auto Rickshaw being the green vehicle came with a solution "I am glad to tell you that unlike Car and Truck, I run on cleaner fuel, I am a green vehicle and do not create pollution. If we promote riding together and encourage each other to ride on such eco-friendly vehicles, we can make Delhi clean and green. All the three agreed and to encourage everyone in the city to use more eco-friendly vehicles. They decided to share their ideas with others and hope that more people would start using bicycles, auto rickshaws, and even electric cars to reduce pollution. From that day on, the four friends kept talking about how everyone could help make Delhi cleaner and greener, one ride at a time.

Moral: By using eco-friendly vehicles and sharing rides, we can help make our world cleaner and greener! please short the story.

**Means of Transport (पतायात है
बहुत जरूरी संगी साधियों की मिटाये दूरी)**

Language and Literacy (English and Hindi)		Math and Blocks	Gross & Fine Motor Skills/ Creative Expression	Science and Exploration	Values, Morals and Ethics (with due importance on India culture and rootedness)
Language (English & Hindi)	Literacy (English & Hindi)				
<ul style="list-style-type: none"> Circle Time News of The Day Sing Along* <ul style="list-style-type: none"> Wheels Of The Bus Bits of Paper  <p>Story: The Four Friends</p> <p>कविताएँ:</p> <ul style="list-style-type: none"> बत्ती देनम देन गाड़ी का पहिया लुक लुक चली रेल मेरी <p>कहानी- मिली की सड़कियाँ</p>	<p>Reading Readiness Activities:</p> <p>Theme related Vocabulary: far, gas, CNB, slow, fast, near, land, road, rash, honk, tyre, wheel, means, mode, petrol safety, traffic, electric, zebra crossing, green vehicle, speed breaker etc.</p> <p>Sight words - this, the, it, Letter Cc- car, cup, cat, cold, cool, corn, cake, clock, cage, care, class, candle, cabin, create, computer, cushion, carpenter, compass etc.</p> <p>Letter Oo - ox, on, off, open, oven, orange, office, oxygen, octopus, ostrich, orchid, orchestra etc.</p> 	<p>Integration with pre number concepts (big/small, thick/thin, few/many, heavy/light). Observing the wheels of different types of vehicles</p> <p>Numeracy-</p> <ul style="list-style-type: none"> Sorting and pairing activities Pre- Number Concept- Narrow & Wide. Oral Counting 1-10. Tracing of sandpaper numbers. Recognition of numbers 8 & 9. Correlation of numbers 1 to 9 with quantity. Information of house number, number of family members. 	<p>Physical Activity:</p> <p>Action games- simple, safe and age-appropriate movement of different vehicles, human pyramid.</p> <p>Role Play</p> <p>Traffic Policeman.</p> <p>Delhi metro as a means of transport/ Metro station.</p> <p>Imitating movements and pace of different vehicles</p> <p>Sparks of Joy (My Activity Book)*</p> <ul style="list-style-type: none"> Cool Car Craft (Page 22) Sunshine Fun (Page 24) 	<p>Circular movement of tyres- connect different speed levels).</p> <p>Types of fuel used to run different types of vehicles- (petrol, diesel).</p> <p>Recognition of sounds produced by various means of transport (loud and soft sounds).</p> <p>Traffic Lights-Integration of observation & time displayed for red & green lights at Traffic signals, significance of red, yellow, and green signals in the traffic light</p>	<p>.Value and Basic Courtesies and Manners- Cleanliness</p> <p>Behavioral Skills</p> <p>.Emphasizing the importance of holding an adult's hand when on the roads, etc.</p> <p>To learn to drive the most basic and eco - friendly land transport - tricycle & bicycle.</p> <p>Seva</p> <p>Inviting a Traffic Police officer in the school for felicitating him.</p>

<p>Alphabet stories and rhymes.</p> <ul style="list-style-type: none"> Letter games <p>Writing Readiness Activities</p> <ul style="list-style-type: none"> Development of postural control Free hand drawing - Land, Water & Air transport. Writing of letters Ii and Ff. 	<p>Montessori Apparatus</p> <ul style="list-style-type: none"> Frames (Button Frame) Spindle Box, Sandpaper Number  	 		
<p>शब्दावली-सूखक,जल,रेलगाडी,हवा,समुद्र बस,ट्रक,पुआ,कार,पहरेवा,साइकिल हाथबट।</p> <p>मौखिक ध्वनि ब्यवस्थेण - अ ,उ और औ स्वर स्वर एवं व्यंजनसंबंधत आपु अनुरूप ब्यवस्थित शब्दावली एकत्रित करके बच्चों तक पहुंचाना ब्यवस्था का ध्येय रहेगा। इन शब्दों की ब्यवस्थित रूप से बिया बिया बिया बिया द्वारा बच्चों कसबिय शब्दकोष मे प्रयोग करवादे</p>		<p>Project/ Experiential Learning (collaboration)</p> <p>Exploring the school premises to spot and identify different vehicles</p>	<p>Value</p> <p>Integration of SD Goals - use of ecofriendly vehicles like bicycle, battery operated vehicles.</p>	

Learning Outcomes

<p>The child will be able to</p> <p>English</p> <p>use speech or an expressive mode of communication. Comprehend conversation and stories.</p> <p>Hindi</p> <p>बच्चे चर से संबंधित ध्वनि बदलावों का प्रयोग करना सीखेंगे और अपने आप को व्यक्त करने का प्रयास करेंगे बच्चे अपनी मौखिक प्रयोगों का और सचित्र भागीदारी को सफल करेंगे</p>	<p>The child will be able to</p> <p>English</p> <p>Identify letter and its formation.</p> <p>Acquire phonic awareness evaluate the sensory information.</p> <p>Hindi</p> <p>बच्चे भूख वसूला स्वच्छ जगह करेंगे। बच्चे कोशिश करेंगे प्रयोग और एकीकरण पर ध्यान केन्द्रित करना सीखेंगे।</p>	<p>The child will be able to</p> <p>Count objects concretely, pictorially and symbolically</p> <p>identify math experiences that will help develop pre number concepts.</p> <p>develop decision making, problem solving and critical thinking skills.</p>	<p>The child will be able to</p> <p>understand the difference between different modes of transport.</p> <p>improve coordination and motor skills. express emotions freely.</p> <p>enhance creative and imaginative skills.</p>	<p>The child will be able to</p> <p>observe and feel his/her surroundings.</p> <p>Develop scientific temperament</p> <p>Strengthen conceptual understanding.</p> <p>Enhance their understanding on properties of air.</p>	<p>The child will be able to</p> <p>Imbibe good moral values.</p> <p>Understand the importance and ways of keeping our surroundings clean.</p> <p>Boosts self-confidence.</p> <p>understand importance of health and hygiene.</p>
--	---	---	--	---	---

MONTH : December







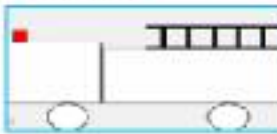
THEME OF THE MONTH : Community Helpers

STORY OF THE MONTH

Bharati and Bharat were walking home from school when Bharati said, "Bharat, Didi is not at home today. Mumma gave her a break because she is unwell." Bharat asked, "Why do we need Didi?" Bharati explained, "Didi helps clean, wash clothes, and cook so Mumma and Papa can work and still have time for us." Bharat wondered, "So who will help Mumma today?" "That's us!" Bharati said. "You can tidy your toys, and I'll set the table. Little things make a big difference!" Bharat's eyes lit up. "I'll also put my shoes on the rack, keep my clothes in the cupboard, and pack my school bag before bed!" "That's perfect!" Bharati cheered. "And we can make Didi a get-well-soon card!" When they got home, the two siblings got straight to work. Bharati helped Mumma in the kitchen while Bharat made sure everything was neat and tidy. By evening, their house looked spotless! Mumma and Papa were so proud of their thoughtful children. The next day, when Didi returned, she found a clean house and a sweet card. "Thank you for all you do, Didi! We missed you," it said. Didi smiled and hugged Bharati and Bharat. "You two are so kind!" Bharat grinned. "Helping each other makes everything better."

MONTH: December

THEME: Community Helpers- समुदाय के मददगार करे जीवन का उद्धार

Language and Literacy (English and Hindi)		Math and Blocks	Gross & Fine Motor Skills/ Creative Expression	Science and Exploration	Values, Morals and Ethics (with due importance on India culture and rootedness)
Language (English & Hindi)	Literacy (English& Hindi)				
<ul style="list-style-type: none"> Circle Time News of the day Sing Along: Our Helpers, Winter Fun, Pat A Cake  <ul style="list-style-type: none"> कवितारें: मजे की सर्दी, धोबी आया, माली आया, डॉक्टर देखो कहानी: मिट्टी के बात Our Helpers  <ul style="list-style-type: none"> Why do we need help? How can we help each other at home? Concept of parents working outside of home Names and identification of few 	<p><u>Reading Readiness Activities</u></p> <ul style="list-style-type: none"> Vocabulary: doctor, teacher, plumber, shoemaker, cobbler, policeman, dentist, soldier RJ's, delivery boy, barber, chef, driver, green grocer, air hostess, pilot, gardener, helper didi/bhaiya, guards, attendant, tools, uniforms, duty, responsible, share, service, thank you, serve, gratitude.  <ul style="list-style-type: none"> Sight Words: On, At 	<p><u>NUMERACY</u></p> <ul style="list-style-type: none"> Sorting and Pairing Activities Pre Number Concept- Fat & Thin  <ul style="list-style-type: none"> Oral Counting 1-10 Tracing of sandpaper numbers Recognition of numbers 1-10  <ul style="list-style-type: none"> Correlation of numbers 1 to 10 with quantity Montessori Apparatus -Brown Stairs, & previous 	<p><u>My creative expression:</u></p> <ul style="list-style-type: none"> My Activity Book (Sparks of Joy) <ul style="list-style-type: none"> -Routine Raceway -Fire Truck  	<p>DIV activity related to tools of the specific helpers like stethoscopes.</p> <ul style="list-style-type: none"> Mini market setup for buying balloons, bangles, etc. 	<p><u>Behavioural Skills:</u></p> <ul style="list-style-type: none"> Help the children learn certain 'helping' skills that make the home environment more organised like putting the toys back at the correct place, keeping the used plates in the sink, etc. <p><u>Seva:</u></p> <ul style="list-style-type: none"> Thank you, cards Offering help to approachable community helpers through a donation drive at school <p><u>Value:</u></p> <ul style="list-style-type: none"> Appreciating and respecting the

common community helpers in the environment - Doctor & Nurse, Driver, Guard, House help, etc.

- Basic tools used by these community helper



Letter & sound recognition and related vocabulary

- Concrete letter recognition with the help of a variety of experiences like air tracing, tray tracing, and interactive panel activities
- Letter W w.: wet, way, wag, wind, wear, wait, west, what, wipe, wave, wall, word, waist, wash, watch, water, whistle, whole, winter, window, weight, weather etc.



- Revision of letters done so far
- Alphabet stories and rhymes to introduce the letters
- Writing Readiness Activities
- Development of postural control
- Free hand drawing
- Writing of letters Dd, Aa, Kk using crayons

Montessori apparatus to be carried along



role of others (helpers)

- To be patient and treat them with kindness & respect

Learning Outcomes

<p>The child will be able to:</p> <ul style="list-style-type: none"> Children will be able to use language to communicate ideas and opinions They will be able to enhance cooperation and express emotions with confidence बच्चे स्वर से सम्बंधित ध्वनि विभेदण का प्रयोग करना सीखेंगे और अपने आप को व्यक्त करनेका प्रयास करेंगे बच्चे अपनी मौखिक प्रवीणता और सक्रिय भागीदारी को सफल करेंगे 	<p>The child will be able to:</p> <p><u>English;</u></p> <ul style="list-style-type: none"> enhance active vocabulary related to Community Helpers Acquire Phonetic awareness <p><u>Hindi;</u></p> <ul style="list-style-type: none"> बच्चे भाषा के प्रति रुचि जागृत करेंगे। बच्चों कौशल के अनुप्रयोग और एकीकरण पर ध्यान केंद्रित करना सीखेंगे 	<p>The child will be able to:</p> <ul style="list-style-type: none"> develop an understanding of simple early mathematical skills develop an understanding of repeating patterns by identifying, extending and creating 	<p>The child will be able to:</p> <ul style="list-style-type: none"> know about the world around them strengthen conceptual understanding inculcate the values of scientific thinking appreciate scientific development 		<p>The child will be able to:</p> <ul style="list-style-type: none"> develop empathy, compassion and love towards others imbibe good moral values boosts self-confidence
---	--	---	---	--	---

MONTH : January
THEME OF THE MONTH : Toys and Games

STORY OF THE MONTH

One sunny afternoon, Chulbuli and Chutki were playing together in their cozy room. Chulbuli loved playing games with rules, like hopscotch and hide-and-seek, while Chutki adored her toys—soft stuffed animals, wooden toys, and paper creations. Suddenly, Chutki had an idea. "Let's make a story with our toys!" she said, her face lighting up with excitement.

Chutki brought out her soft bunny, a wooden car, and a paper butterfly. "Let's make them talk!" she said. She placed the bunny on the wooden car and said, "The car wants to take the bunny to the garden!" Chulbuli smiled and added, "And the butterfly wants to fly with them!" They giggled as the toys went on a fun adventure.




After they finished playing, Chutki told Chulbuli, "Thank you for sharing your toys with me. Now let's put them back in their places." Chulbuli agreed, "Yes, so we can play with them again tomorrow!"

The two friends learned and understood that soft, wooden, and paper toys could create magical stories when shared and cared for.



MONTH: January

THEME: Toys and Games (खेल खिलौने सीखने खजाने)

Language and Literacy (English and Hindi)		Math and Blocks	Gross & Fine Motor Skills/ Creative Expression	Science and Exploration	Values, Morals and Ethics (with due importance on India culture and rootedness)
Language (English & Hindi)	Literacy (English & Hindi)				
<p>Circle Time News of the day</p>  <p>Sing Along: I am a little teapot, When you are happy. Tommy Thumb कविताएँ: मेरे साथी कहानी: छुपन छुपाई Story: Chulbuli and Chutki Introduction to various toys through observation and exploration of Toys in their immediate environment</p>	<p><u>Reading Activities</u></p> <ul style="list-style-type: none"> Theme related vocabulary: doll, soft, love, clean, share, chess, ludo, play, care, cards, share, happy, outdoor, indoor, puzzle, game, football, carrom board, basketball, cricket, badminton, snakes and ladder, puzzle, discipline Revision of the letters done so far 	<p><u>NUMERACY</u></p> <ul style="list-style-type: none"> Sorting and Pairing Activities Shape- Oval  <ul style="list-style-type: none"> Oral Counting 1-10 Tracing of sandpaper numbers Correlation of numbers 1 to 10 with quantity Pre-number concept- Up & Down 	<p><u>My creative expression;</u></p> <ul style="list-style-type: none"> My Activity Book (Sparks of Joy) - Two tiny Birds -page 30 My Toy train- page - 32 Republic Day Celebration Toy land walk: Organize a "Toy Land Walk" wherein children can walk around the room with their favourite toys. As they walk, they can briefly talk about their toys 	<p>Winter fruits and vegetables (Creating with clay dough)</p> <p>Imaginary Play: Set up an area for imaginative play with various toys. This could be a kitchen, a doctor's office, or a construction site. Encourage children to use their creativity and language skills while playing together.</p>	<p><u>Behavioural Skills:</u></p> <ul style="list-style-type: none"> Fostering collaborative play through toys and sharing the toys turn wise and play together i.e., Pretend game Act of playing Fostering social skills, teamwork and positive communication while playing games <p><u>Seva:</u></p> <ul style="list-style-type: none"> Creating a Toy Bank Taking care of



Speaking Activity- My favourite Toy

The facilitator will incorporate sensory play with the help of sensory bins. These sensory bins are filled with toys of different textures to enhance tactile exploration and language development

Sharing Toys: We should toys be shared



Significance of keeping toys clean (to be done through picture conversation or during Circle Time activities)

Vocabulary related to Toys
Introduction to various indoor and outdoor games

The games we play: Luka chupi games, Snakes and Ladders games, balloons, Simon says, puzzles

Sight word- You, His, Her
Letter & sound recognition
and related vocabulary
Concretize letter

recognition with the help of a variety of experiences like air tracing, tray tracing, and interactive panel activities

- Letter Uu- up, us, urn, ugly, utter, under, uncle, unpack, umbrella, upstairs, underpass etc
- Letter Rr- rat, red, raw, root, rock, ring, rain, rope, ripe, rage, route, right, rough, rattle, robot, ribbon, radish, racket, rainbow etc
- Reading of two letter words



Writing Readiness
Activities

- Development of postural control
- Colouring an enclosed figure and free hand drawing
- Writing letters - Kk,



Montessori Apparatus -
Knobbles cylinder, Zip
Frame & previous
Montessori apparatus to
be carried along

toys/objects
and articles

Value:
Sharing and caring
Inculcating the
habit of taking care
of toys and winding
up the toys after
playing.

	<p>Bb, Hh (using a pencil)</p> <p><u>Hindi Literacy</u></p> <ul style="list-style-type: none"> • शब्दावली-खिलौना, गुठिया, पिटारा, पोटली, भागना, आसन, सेहत, आदी • लिखित अभ्यास - व और ब इन शब्दों को नियमित रूप से क्रियाओं द्वारा बच्चों के सक्रिय शब्द कोष में प्रयोग करवाये <p>मौखिक ध्वनि विश्लेषण- व, ब</p>				
Learning Outcomes					
<p>The child will be able to:</p> <ul style="list-style-type: none"> • improve his/her speech. • learn intonation and correct pronunciation. • build his/ her vocabulary. • develop auditory skills such as discriminating between sounds. 	<p>The child will be able to:</p> <p>English</p> <ul style="list-style-type: none"> • enhance active vocabulary related to summer season. • acquire phonetic awareness. <p>Hindi</p> <p>बच्चे भाषा के प्रथम रुचि जागत करेंगे। अच्छे कौशल के अनुप्रयोग और एकीकरण पर ध्यान के दिल करना सीखेंगे</p>	<p>The child will be able to:</p> <ul style="list-style-type: none"> • develop an understanding of simple early mathematical skills. • develop an understanding of repeating patterns by identifying, extending and creating. 	<p>The child will be able to:</p> <ul style="list-style-type: none"> • develop gross and fine motor skills and enhance creativity. • articulate their feelings and thoughts. 		<p>The child will be able to:</p> <ul style="list-style-type: none"> • develop empathy, compassion and love towards others. • imbibe good moral values. • Boosts self-confidence.



MONTH : FEBRUARY
THEME OF THE MONTH : FLORA ON EARTH

STORY OF THE MONTH

One morning, Bharati and Bharat enjoyed the cool breeze in their garden. Bharati asked, "Bharat, how many colors do you see in the plants around us?"

Bharat replied, "Red (roses), green (leaves), brown (trunks), yellow (sunflowers), pink and white (periwinkle), and orange (baby naarangi)."

Bharati smiled, "Imagine living without a garden—no colors to admire."

Bharat took a deep breath. "And the fresh air smells so nice with the fragrance of flowers!"

Just then, a butterfly fluttered past them, landing on a bright flower. Bharati laughed, "Even the insects enjoy nature's beauty!"

Bharat nodded. "Yes! Trees and plants not only give us colors and fresh air but also provide food and shelter for birds, insects, and animals."

Bharati added, "That's why we must take care of nature. If we plant more trees, we will always have fresh air, shade, and beauty around us."

With a new appreciation for their garden, they promised to protect and nurture the plants, making the world greener and happy place.

Month - February

Theme - Flora on Earth (पेड़ पौधों का करो ख्याल, बनाओ जीवन को खुशहाल)






Language and Literacy (English and Hindi)		Math and Blocks	Creative Expression	Science and Exploration	Values, Morals and Ethics (With due importance on Indian culture and rootedness)
Language (English & Hindi)	Literacy (English & Hindi)				
<ul style="list-style-type: none"> Sing Along: Plants all around. How does the Corn Go <p>गीतगोष्ठी : चुन, चिड़िया गली</p> <p>Circle Time</p> <ul style="list-style-type: none"> News of The Day Conversation and discussion on plants. Names of the common plants / trees around us - Neem, Banana, Tulsi, Money plant etc. Names of the common flowers that we can see in our immediate environment - Rose, Marigold, Sunflower, Lily, Pansy, Jasmine etc. Plants vary based on their size, colour, shape and texture of leaves. Things we get from plants - fruits, vegetables, wood, medicine, flowers. Naming & identification of common fruits & vegetables. Importance of Plants - fresh air, shade, shelter, cool breeze, wood, medicine, perfume, rubber. Name the national Fruit, Vegetable, Flower, Tree. 	<p>ENGLISH LITERACY</p> <p>Reading Readiness Activities</p> <p>The Facilitator to enhance the preschoolers' active vocabulary with the following:</p> <ul style="list-style-type: none"> Conversing with the class group by using these words daily consciously and as frequently as possible. Theme-related vocabulary: sun, ant, pot, bud, crop, seed, stem, tree, stem, root, leaf, bud, fruit, water, seed, grow, field, spring, tractor, blossom, oxygen, names of plants, flower, vegetable and tree. Revision of the letters done so far Sight words - You, His, Her <p>Writing Readiness Activities</p> <ul style="list-style-type: none"> Development of postural control. Freehand drawing Writing of letters- Ee, Vv, Oo using a pencil. <p>HINDI LITERACY</p> <p>शब्दावली - पेड़, पत्त, पौधा, पत्ती, मिट्टी, जल, कर्म, सतत, प्रियम, तिलक, जल</p> <ul style="list-style-type: none"> चिड़िया घर की विशेषता : क पत्त है पत्ती इसी का चिड़िया घर की विशेषता चिड़िया अण्डा : क और त <p>Montessori Apparatus-Sand paper letters</p>	<p>NUMERACY -</p> <ul style="list-style-type: none"> Sorting and pairing activities. Oral Counting 1-10. <p>Revision of Pre - number concept done so far</p> <p>Revision of shapes</p> <p>Correlation of numbers 1 to 10 with quantity.</p> <p>Maze, Problem Solving</p> <p>Montessori Apparatus - Previous Montessori apparatus to be carried along.</p> <p>Montessori Apparatus</p> <p>Sand paper numbers</p>	<p>Project / Experiential learning (Collaboration)</p> <ul style="list-style-type: none"> Collage - Pasting of different leaves, things we get from plants. Sorting of seeds/leaves. <p>Sparks of Joy:</p> <p>Activity- Creative Design Art</p>	<ul style="list-style-type: none"> Nature Walk Seed Germination <p>Observe growth of Small Plant using Magnifying glass</p>	<ul style="list-style-type: none"> Behavioural Skills: Not to pluck leaves, flowers, stems etc. Seeds: Watering plants in school & at home.

LEARNING OUTCOMES

<p>The child will be able to:-</p> <ul style="list-style-type: none"> > improve his/her speech. > learn intonation and correct pronunciation. > build his/ her vocabulary. > develop auditory skills such discriminating between sounds. > to use eye contact, gestures and facial expression appropriately when communicating with others. > think, raise questions and put their opinion confidently. 	<p>The child will be able to:-</p> <p>English</p> <ul style="list-style-type: none"> > enhance active vocabulary related to plants around them. > acquire phonetic awareness. > recognize and read age- appropriate sight words. <p>सपना साजस हुआ -</p> <ul style="list-style-type: none"> > अपने आस - पास के पौधे से सम्बंधित सक्रीय शब्दावली को बढ़ाने में > विन्यासमक जागरुकता प्राप्त करने में > आसु उपयुक्त दृष्टि शब्दों को पहचानने तथा पढ़ने में 	<p>The child will be able to:-</p> <ul style="list-style-type: none"> > develop an understanding of simple early mathematical skills. > develop an understanding of repeating patterns by identifying, extending and creating. 	<p>The child will be able to:-</p> <ul style="list-style-type: none"> > develop gross and fine motor skills and enhance creativity. > articulate their feelings and thoughts. > make 2-piece puzzle and know about body parts 	<p>The child will be able to:-</p> <ul style="list-style-type: none"> > know about the world around them. > strengthen conceptual understanding. > inculcate the values of scientific thinking. > work collaboratively towards uplifting Green Habits, show perseverance and commitment. > develop their observational skills and differentiate various types of plants. 	<p>The child will be able to:-</p> <ul style="list-style-type: none"> > develop empathy, compassion and love towards others. > imbibe good moral values. > boosts self-confidence.
---	--	--	---	--	--

Month - March

Theme - School Tour & Bridging Gap Activities

Language and Literacy (English and Hindi)		Math and Blocks	Creative Expression	Science and Exploration	Values, Morals and Ethics (With due importance on Indian culture and rootedness)
Language (English & Hindi) <ul style="list-style-type: none"> Circle Time News of The Day Sing Along: School Song गीतांजलि - है नमन बाल भारती को 	Literacy (English & Hindi) <p>ENGLISH LITERACY</p> <ul style="list-style-type: none"> Revision of letters done so far. Revision of the sight words. Freehand drawing Writing Practice of the letters done so far. Bridging Worksheets Montessori Apparatus- <p>Sandpaper letters</p>  <p>HINDI LITERACY</p> <ul style="list-style-type: none"> संस्कृत - विद्यालय, कला, अध्यापक, छात्र, छात्रा, शिक्षक, गायी, गायिका, टीवी, शब्द, किताब, कुर्सी, गेट आदि सभी शरीर का मॉडलिक धमि कितनेका मॉडलिक धमि कितनेका - प एवं म लिपिज्ज्ञ अन्वय - प एवं म सर्व एवं वही सम्बन्धित अनु अनुक्रम विद्यमान हस्तपत्रकी पत्रिका क्रमके क्रमों तक पूर्वानुमति विभिन्न का ध्येय वही 	<p>NUMERACY-</p> <ul style="list-style-type: none"> Sorting and pairing activities. Oral Counting 1-10. Revision of the Pre number concept done so far. Revision of the shapes already done. Correlation of numbers 1 to 10 with quantity Revision of information of age, contact number, house number, number of family members. Montessori Apparatus- Previous Montessori apparatus to be carried along. 	<ul style="list-style-type: none"> Class Presentation Language Activity : Puppet Play (Use puppets to engage in simple dialogues) Sparks of Joy- Doodling Fun 	<ul style="list-style-type: none"> Nature Walk 	<p>Respect For School Property</p>  <p>Explore the School</p> 

LEARNING OUTCOMES

English	English Literacy					
<ul style="list-style-type: none"> The children will be able to know about their school and develop a positive approach towards learning. 	<ul style="list-style-type: none"> The children will be able to read and write letters learnt throughout the year. <p>Hindi Literacy</p> <ul style="list-style-type: none"> छात्र उचित स्वर प्रवाह तथा स्वर भाव के साथ कविता वाचन से प्रभावित होगा बच्चे हिंदी वर्णमाला के अक्षरों की आकृति व ध्वनि को पहचान कर उनके पढ़ने का अभ्यास करेंगे 	<ul style="list-style-type: none"> The children will be able to write numbers with proper formation. The children will be able to draw/count/pick objects for the given number. The child will be able to develop his/her thinking skills and build problem-solving ability. 	<ul style="list-style-type: none"> The child will be able to develop his/her fine motor skills and gross motor skills. The child will be able to gain strength and confidence in his/ her body movements. The child will be able to develop his/her critical thinking ability. The children will be able to work collaboratively towards achieving cleanliness. 	<ul style="list-style-type: none"> The child will be able to develop probing, analytical and reasoning skills. The child will develop the aptitude of learning by doing. 	<ul style="list-style-type: none"> The children will be able to increase his/her awareness about the school. 	