



**Bal Bharati**  
**PUBLIC SCHOOL**  
For betterment of the Child Education Sector through a Multi  
Disciplinary Approach

**BAL BHARATI PUBLIC SCHOOL, BRIJ VIHAR**

**CURRICULUM**

**DEPARTMENT: FOUNDATIONAL STAGE**

**SESSION: 2025-26**

**CLASS: PRE SCHOOL**



# PRE SCHOOL CURRICULUM

2025-26

## THEMES

| MONTH     | THEME                                   |
|-----------|---|
| APRIL/MAY | All about myself                        |
| JULY      | Water & Food                            |
| AUGUST    | My Country, My Pride                    |
| SEPTEMBER | Fauna on Earth                          |
| OCTOBER   | Air                                     |
| NOVEMBER  | Transport                               |
| DECEMBER  | Community Helpers                       |
| JANUARY   | Toys & Games                            |
| FEBRUARY  | Flora on Earth                          |
| MARCH     | School tour and Bridging Gap activities |

**MONTH : APRIL / MAY**

**THEME OF THE MONTH : ALL ABOUT MYSELF (मेरी कहानी)**

### STORY OF THE MONTH








Bharati and Bharat are Bal Bharatians. Bharati is Bharat's elder sister. This morning, as they were coming to school by the school bus, Bharat asked Bharati, "Didi, how old are you?" "Six years old, my little brother" replied Bharati.




Bharat said, "Didi, Mumma says I am three years old". Before a minute passed, Bharat was ready with his next volley of questions. "Bharati didi, why doesn't Mumma take you to the barber for a haircut as she takes me every month?... Why is your and my footwear different- yours being so beautiful?... Why does Dad call you 'Princess' and me 'Champ'?"

Bharati explained... "Bharat, Mumma doesn't take me to the barber because girls' like long hair. Our footwear is different because girls and boys have different style of shoes. Dad calls me 'Princess' because I'm his daughter, and you 'Champ' because you're his son. They are both terms of endearment. We're both special to them in different ways."





| Language and Literacy (English and Hindi)   |  | Math and Blocks  | Gross & Fine Motor Skills/ Creative Expression  | Science and Exploration   | Values, Morals and Ethics<br>(with due importance on India culture and rootedness)   |
|---|--|--|---|---|--|
| Language (English & Hindi)  | Literacy (English & Hindi)   |  |   |   |  |
| <ul style="list-style-type: none"> <li>Circle Time</li> <li>News of the day</li> </ul> <p><b>English Rhyme Book;</b></p> <ul style="list-style-type: none"> <li>God's love</li> <li>1,2 buckle my shoe</li> <li>Ten Little Fingers</li> <li>Clap Your Hands</li> <li>Hop a Little</li> <li>Sweet me</li> </ul> <p><b>Story: The thirsty crow</b></p>  <p>कहानी - लोहा</p> <p><b>हिंदी कविताएँ -</b></p> <ul style="list-style-type: none"> <li>हे भगवान</li> <li>आह टमाटर</li> <li>गर्मी आई</li> <li>आलू बोला</li> <li>अच्छे बच्चे</li> </ul> <p><b>Free Conversation-</b></p> | <p><b>Reading Readiness Activities</b><br/>Vocabulary- I, me, myself, mine, father, mother, family, brother, sister, younger, elder, uncle, aunt, love, etc.</p>  <p><b>Writing Readiness Activities</b><br/>Development of postural control</p> <ul style="list-style-type: none"> <li>running, hopping, jumping for the growing child's well-toned large muscles to support &amp; enhance fine muscle coordination.</li> <li>Crumpling, clay, squeezing, throwing.</li> </ul> | <p><b>Numeracy</b><br/>Sorting and pairing activities</p> <p><b>Pre number concept</b></p> <ul style="list-style-type: none"> <li>Big/Small with Objects, Pictures, worksheets.</li> </ul>  <p><b>Shapes</b></p> <ul style="list-style-type: none"> <li>Introduction of Circle</li> </ul>  <p><b>Numbers</b></p> <ul style="list-style-type: none"> <li>Oral Counting 1 to 5</li> </ul> | <p><b>Fine Motor;</b></p> <ul style="list-style-type: none"> <li>Colours- Red</li> <li>Colouring in Sun, Ice Cream, Mango, Ball</li> <li>Art and Craft activities on summer fruits and vegetables.</li> </ul>  <p><b>Gross Motor-</b></p> <ul style="list-style-type: none"> <li>Animal walk, Body Movements</li> <li>Doll's play (to bring concept of body parts)</li> <li>Dancing freely on music to recognize his/her body parts (Head, Shoulders, Knees and Toes)</li> </ul> <p><b>Creative Expression</b></p> | <p>Pictorial Book on 'My Favourite Fruits and Vegetables'</p> <p>Exploring Emotions</p>  <p>Earth Day</p>  | <p><b>Value;</b><br/>Helping &amp; Sharing</p> <ul style="list-style-type: none"> <li>Helping my friends, family &amp; anyone in need</li> <li>Sharing</li> </ul> <p><b>Project/Experiential learning</b><br/>(Collaboration):<br/>'Clothes I wear'</p> <p><b>Seva;</b></p> <ul style="list-style-type: none"> <li>Awareness &amp; seva to self.</li> <li>Namaskar</li> <li>"Touch/Hug/Kiss Me Not" ...If I don't permit.</li> <li>Taking turns &amp; playing together, managing/using tiffin boxes/water bottles/ cloth or tissue napkins</li> <li>Hygiene &amp; self-care</li> </ul> <p><b>Behavioural Skills;</b></p> |

|  |  |   |   |  |
|--|--|---|---|--|
| <ul style="list-style-type: none"> <li>• Myself -name, age, gender, class, school, how do I commute to school, my contact details, etc.</li> <li>• My likes and dislikes</li> <li>• My Family (Members in my family)</li> <li>• My Body - How I appear, I love Myself</li> <li>• Body Parts (face, large muscles, fine muscles &amp; sense organs)</li> <li>• Keeping my body safe by differentiating between Good Touch and Bad Touch</li> </ul>  <ul style="list-style-type: none"> <li>• Seasons (simple conceptualization)</li> <li>• Summer - the feel of hot air, integration with the effect of extreme heat on different life forms</li> <li>• Importance of water and concept of thirst</li> <li>• Summer gadgets</li> <li>• Simple conceptualization of summer clothing, summer fruits</li> </ul> | <p>catching - specifically for fine muscles.</p> <ul style="list-style-type: none"> <li>• Scribbling using crayons on different surfaces.</li> <li>• Colouring activities</li> <li>• Knowledge of Pattern: tracing of: Standing line</li> </ul> <p>शब्दावली - गर्मी , कुल्फी , गरम, पसीना, चाय, रस, बंधे, बाजु, पैर, हाथ, सिर, होंठ, आँख, कान, बाल, दोस्त, इत्यादि ।</p> <p>Each child to be encouraged for speaking short sentences in English.</p> | <ul style="list-style-type: none"> <li>• Introduction of Number 1 with quantity correlation</li> </ul> <p>Theme related objects can be taken in all the activities and functions.</p> <p><b>MONTESSORI APPARATUS</b></p> <ul style="list-style-type: none"> <li>• Pink Tower</li> <li>• Sand Paper Numbers</li> </ul>  | <ul style="list-style-type: none"> <li>• Takeaways done during the adaptation week.</li> <li>• Sparks Of Joy I: Colour Me Red (pg.1)</li> </ul>  <p>Me and My Buddy (pg.3)</p> | <ul style="list-style-type: none"> <li>• Smell, listen, taste, see &amp; feel consciously; hygiene &amp; caring for sense organs.</li> <li>• Poise - 'Silence Lesson' (Arrival &amp; Dispersal)</li> </ul> |
|--|--|---|---|--|

## Learning Outcomes

|  |   |   |   |  |  |
|--|---|---|---|--|--|
| <p><b>English</b></p> <ul style="list-style-type: none"> <li>• They will be able to sing/recite rhymes with actions.</li> <li>• Children will be able to develop an understanding about our own self.</li> </ul> | <p><b>हिंदी</b></p> <ul style="list-style-type: none"> <li>• बच्चे सरल शब्दों में अपना परिचय देने का प्रयास करेंगे।</li> <li>• बच्चे अपने शब्दों में कहानी बुनने और अपने आप को व्यक्त करने का प्रयास करेंगे।</li> <li>• बच्चे भाषा के प्रति रुचि जागृत करेंगे।</li> </ul> | <ul style="list-style-type: none"> <li>• Children will be able to develop their thinking skills and build problem solving ability.</li> <li>• Children will be able to enhance their cognitive skills and ability.</li> </ul> | <ul style="list-style-type: none"> <li>• The learners will be able to develop their fine motor skills and gross motor skills.</li> <li>• They will be able to develop their critical thinking and have a meaningful &amp; joyful learning.</li> </ul> | <p>The child will develop the aptitude of learning by doing.</p> | <ul style="list-style-type: none"> <li>• The child will be able to develop empathy, compassion, and love towards others.</li> <li>• The child will imbibe humane qualities and grow up to be responsible adult.</li> </ul> |
|--|---|---|---|--|--|



MONTH : JULY

THEME OF THE MONTH : Water & Food ( अच्छा जल पान , विकास का प्रतिमान)





### STORY OF THE MONTH

A small, white, cute, furry rabbit lived in a burrow. Its name was Bunny. One day, as Bunny came out of the burrow to fetch some food and water, it found a vegetable seller's shop close by. In the shop there were baskets full of red, crisp carrots. Its mouth drooled..."Yum! Fresh carrots!"

Bunny hopped over to the shop and asked the kind vegetable seller, "May I have some carrots, please?" The seller smiled and said, "Of course, Bunny! Carrots are very healthy and will help you grow big and strong." Bunny took a big, crunchy carrot and started munching on it. "Mmm, so tasty!" Bunny said happily. Bunny knew that eating fresh vegetables and fruits was important to stay healthy and full of energy. After finishing the carrot, Bunny thanked the vegetable seller and hopped back home with more carrots for later. Bunny felt strong and happy after eating the fresh carrots.

From that day on, Bunny made sure to eat healthy food like fresh vegetables and fruits every day. Bunny grew big, strong, and was always full of energy to hop around and play with friends. And so, Bunny lived happily in the burrow, always enjoying delicious and healthy food.."

**THEME: Water & Food ( अच्छा जल पान, विकास का प्रतिमान )**

| Language and Literacy (English and Hindi)  |   | Math and Blocks   | Gross & Fine Motor Skills/ Creative Expression  | Science and Exploration                           | Values, Morals and Ethics<br>(with due importance on India culture and rootedness)  |
|--|---|---|---|---|---|
| Language (English & Hindi)   | Literacy (English & Hindi)  |   |   |   |   |
| <ul style="list-style-type: none"> <li>Circle Time</li> <li>News of the day</li> </ul> <p>English Rhyme Book;</p> <ul style="list-style-type: none"> <li>I love umbrella</li> <li>I Hear Thunder</li> <li>Rainy Day</li> </ul>  <p>Story: Bunny and Carrot</p> <p>कहानी - मोठे मोठे गुजगुजे</p> <p>हिंदी कवितारंग -</p> <ul style="list-style-type: none"> <li>ऊना</li> <li>गली है</li> <li>गाजर का फिला</li> <li>चुन्नु मुन्नु</li> </ul> <p>Free Conversation- Food</p> | <p><u>Reading Readiness Activities</u></p> <ul style="list-style-type: none"> <li>Vocabulary: hot, sun, dry, cut, water, food, junk, raw, cook, tiffin, chew, bite, eat, cut, waste, peel, packed.</li> </ul> <p>Letter &amp; sound recognition and related vocabulary:</p>  <ul style="list-style-type: none"> <li>Letter L- leg, lips, left, lock, lion, leaf, letter, ladder, lemon, lotus etc.</li> <li>Letter I i- is, it, if, in, ill, India, insect, injection, intake, etc.</li> <li>Letter T t- top, ten, toy, tin, top, tall, tiger, torch, towel, tomato, teeth, table, tongue etc</li> </ul> | <p><u>Problem Solving</u></p> <p>Sorting and pairing activities</p> <p>Pre number concept More/less with Objects, Pictures, worksheets.</p> <p>more less</p>  <p>Shapes</p> <ul style="list-style-type: none"> <li>Square and Triangle</li> </ul> <p>Numbers</p> <ul style="list-style-type: none"> <li>Oral Counting 1 to 5</li> <li>Recognition of numbers 2 and 3 with quantity correlation</li> <li>Correlation of numbers 1 to 3 with quantity</li> <li>Matching activities</li> </ul> | <p><u>Fine Motor:</u></p> <ul style="list-style-type: none"> <li>Colours- Blue</li> <li>Tong activity</li> <li>lemon, clay &amp; dropper squeezing</li> <li>spooning, threading, paper tearing and pasting, lacing and pegging</li> <li>Crumpling, throwing, catching</li> <li>Art and Craft activities on summer fruits and vegetables.</li> </ul> <p>Gross Motor- Fun with Aerobics</p> <p>Creative Expression</p> <ul style="list-style-type: none"> <li>Sparks Of Joy I - Craft a melon (pg.6)</li> </ul> | <p>Rainy Day Delights</p> <p>Sound Experiment</p> | <p><b>Politeness &amp; Truthfulness</b></p> <p><u>Value:</u></p> <p>Not to waste food &amp; water</p> <p>Helping &amp; Sharing</p>  <ul style="list-style-type: none"> <li>Helping my friends, family &amp; anyone in need</li> <li>Sharing</li> </ul> <p>Project/Experiential learning (Collaboration):</p> <ul style="list-style-type: none"> <li>Dramatization of food producers &amp; suppliers</li> <li>Food/Water/Rain related paper folding activities</li> </ul> |



|   |  |  |   |  |
|---|--|--|---|--|
| <ul style="list-style-type: none"> <li>• What do I eat— Names of food items</li> <li>• Am I eating 'Good Food'?</li> <li>• Difference between chewing &amp; gulping food</li> <li>• Sweet, sour, bitter, salty food</li> </ul> <p><b>Water</b></p> <ul style="list-style-type: none"> <li>• I need water</li> <li>• Where do I get water from?</li> <li>• Does water have taste?</li> <li>• Where do I see &amp; experience water in different activities</li> <li>• Effect of rain on plants, animals, insects, roads, vehicles</li> </ul> | <ul style="list-style-type: none"> <li>• Alphabet Stories and rhymes to introduce the letters</li> </ul> <p><b>Writing Readiness Activities</b></p> <p>Development of postural control</p> <ul style="list-style-type: none"> <li>• Stirring and mixing.</li> <li>• Picking up small objects especially with Pincer grip and Tripod grip</li> <li>• Pattern tracing: Sleeping line</li> </ul> <p>• Tracing straight lines from top to bottom and left to right</p> <ul style="list-style-type: none"> <li>• Tracing in sand and paper</li> <li>• Related worksheets</li> </ul> <p>शब्दावली - भोजन, फल, सब्जी, दूध, साज़, गंदा, पानी, छाता, पकोड़े, हंदधनुष, गच्छर, बारिश, बुन्यादि</p> | <p>Theme related objects can be taken in all the activities.</p> <p><b>MONTESSORI APPARATUS</b></p> <ul style="list-style-type: none"> <li>• Pink Tower</li> <li>• Sand Paper Numbers</li> <li>• Cylinder Blocks</li> </ul>  |  <p>Pitter Patter Rain Drops (pg.8)</p> | <p><b>Seva:</b></p> <ul style="list-style-type: none"> <li>• Eating/Finishing tiffin</li> <li>• Defining/understanding portions of food &amp; water as per one's hunger &amp; thirst</li> </ul> <p><b>Behavioural Skills:</b></p> <ul style="list-style-type: none"> <li>• Eating Right: Eye-Hand &amp; Mouth-Hand Coordination</li> <li>• Enacting correct movements &amp; gestures related to eating food, drinking water &amp; enjoying rain</li> <li>• Poise</li> <li>• Being thankful for food &amp; water</li> </ul> |
|---|--|--|---|--|

### Learning Outcomes

|  |   |  |   |  |  |
|--|---|--|---|--|--|
| <p><b>English</b></p> <p>The child will be able to:</p> <ul style="list-style-type: none"> <li>➤ improve his/her speech.</li> <li>➤ learn intonation and correct pronunciation.</li> <li>➤ build his/ her vocabulary.</li> <li>➤ develop auditory skills such as discriminating between sounds.</li> </ul> | <p>They will be able to acquire phonetic awareness.</p> <p><b>हिंदी</b></p> <ul style="list-style-type: none"> <li>• बच्चे सरल शब्दों से अपना परिचय देने का प्रयास करेंगे।</li> <li>• बच्चे अपने शब्दों से कहाँ से बुनने और अपने आप को व्यक्त करने का प्रयास करेंगे।</li> <li>• बच्चे भाषा के प्रति रुचि जागृत करेंगे।</li> </ul> | <ul style="list-style-type: none"> <li>• Children will be able to develop an understanding of simple early mathematical skills.</li> <li>• Children will be able to enhance their cognitive skills and ability.</li> </ul> | <p>The child will be able to:</p> <ul style="list-style-type: none"> <li>➤ develop gross and fine motor skills and enhance creativity.</li> <li>➤ articulate their feelings and thoughts.</li> <li>➤ make 2-piece puzzle</li> </ul> | <p>The child will be able to:</p> <ul style="list-style-type: none"> <li>➤ know about the world around them.</li> <li>➤ strengthen conceptual understanding.</li> <li>➤ inculcate the values of scientific thinking</li> </ul> | <ul style="list-style-type: none"> <li>• Children will be able to articulate their feelings and thoughts.</li> <li>• develop an understanding of repeating patterns by identifying, extending and creating.</li> </ul> |
|--|---|--|---|--|--|

## Month - August

My Country, My Pride (मेरा देश, मेरा अभिमान)

### STORY OF THE MONTH - OUR INDIAN SOLDIER

Soldier Azad is in the Indian Army. He is presently posted at Delhi and lives with his family. Soon soldier Azad will leave Delhi and move to Rajasthan with his wife and son, Yash to take care of our country India from there.

Yash is so proud of the fact that his father is an Indian soldier and also very excited about moving to Rajasthan with his Ma & Papa. He is looking forward to eating Rajasthani food, visiting various interesting places, forts & monuments in Rajasthan and greeting everyone "khamma Ghani" along with "Namaskar" that he has learnt as he stayed in Delhi. Yash salutes his BIG nation -INDIA!

Bharati & Bharat, Yash's neighbourhood friends are sad about Yash leaving Delhi. They wish him and his family good wishes as they move to Rajasthan.














They reached Jaipur railway station where yash met a Rajasthani girl "Padmini" who greeted the whole family - "Khamma Ghani".

They were very happy and ready to explore a new place.



# Month - August

## Theme- My Country, My Pride (मेरा देश, मेरा अभिमान)

| Language and Literacy (English and Hindi)  |   | Math and Blocks   | Expression  | Science and Exploration  | Values, Morals and Ethics<br>(With due importance on Indian culture and rootedness)   |
|--|---|---|---|--|---|
| Language (English & Hindi)   | Literacy (English & Hindi)  |   |   |  |   |
| <ul style="list-style-type: none"> <li>Circle Time</li> <li>News of The Day</li> </ul> <p>Sight words- I, My, Me</p> <p><u>Sing Along:</u></p> <ul style="list-style-type: none"> <li>Good To Be Kind (Page 4)</li> <li>Be Honest (Page 4)</li> </ul> <p><u>Story:</u></p> <ul style="list-style-type: none"> <li>Our Indian Soldiers</li> </ul>  <p>कविताएँ:</p> <ul style="list-style-type: none"> <li>भड़े सेनिक (Page 15)</li> <li>गुड़िया का झूठा (Page 7)</li> </ul>  <p>कहानी: इसी पंख</p> | <p>Reading Readiness Activities:</p> <ul style="list-style-type: none"> <li>Theme related vocabulary- Delhi, city, India, Country, Flag, Tricolour, clean, nation, national, symbols, games, march, peace, soldiers, etc.</li> <li>Sight words- I, my, me</li> </ul> <p>Concrete letter recognition with the help of a variety of experiences like air tracing, tray tracing, and interactive panel activities.</p> <ul style="list-style-type: none"> <li>Letter F f- fan, fit, fat, fun, fry, fly, fish, frog, flag, face, fight, fingers, feather, fantastic, fabulous etc.</li> <li>Letter D d- den, day, dew, doll, drum, dress, door, dive, dirty, deep, deer, drive, dark, drain, drape, dinner, doctor etc.</li> <li>Letter A a- at, an, am, ant, axe, apple, arrow, alligator, airplane, almanac, anger, dimrah etc.</li> </ul>  <p>Alphabet stories and rhymes to introduce the letters.</p> <ul style="list-style-type: none"> <li>Letter games</li> <li>Related worksheets</li> </ul> <p>Writing Readiness Activities:</p> <ul style="list-style-type: none"> <li>Development of postural control</li> </ul> | <p>Numeracy:</p> <ul style="list-style-type: none"> <li>Sorting and pairing activities</li> <li>Pre number concept-long/short.</li> <li>Revision of shapes- circle, square and Triangle.</li> </ul>  <ul style="list-style-type: none"> <li>Knowledge of patterns- slanting lines</li> <li>Moving finger clockwise and anti- clockwise to trace various shapes.</li> <li>Oral counting- 1-10</li> <li>Recognition of numbers 4 and 8.</li> <li>Correlation of numbers 1 to 5 with quantity.</li> </ul>  <ul style="list-style-type: none"> <li>Matching activities.</li> <li>Information of age, contact number.</li> </ul> <p>Montessori Apparatus:</p> <ul style="list-style-type: none"> <li>Pink Tower</li> </ul>  <ul style="list-style-type: none"> <li>Cylinder Blocks</li> </ul> | <p>Creative Expression:</p> <ul style="list-style-type: none"> <li>Identifying the 'Tiranga' through Picture Conversation (only)</li> <li>Colouring the 'Tiranga'</li> <li>Listening to story of Indian Independence</li> <li>Recognizing ONE Freedom fighter and speaking one-two sentences about her/him.</li> <li>Learning important terms like 'Jai Hind', 'Tiranga', 'Mera Bharat Mahan' through morning (Special) Assemblies</li> </ul>  <p>Sparks of Joy:</p> <p>Dancing Dolphin (Page 10)</p>  <p>Four Fish Friends (Page 12)</p>  | <p>Mixing of Colours</p> <p>Experiment: Identifying the colours - Orange, White, Green &amp; Blue in the environment. This to be followed by making the Preschoolers prepare orange &amp; green colours through class activities.</p>  <p>Project / Experiential learning (Collaboration):</p> <p>Simple, collective class display for celebrating Independence Day.</p>  | <p>Value Basic Courtesies and Manners -</p> <p>Gratitude and Respect for Nation</p> <p>Behavioural skills:</p> <ul style="list-style-type: none"> <li>Learning &amp; Collective Singing of an age-appropriate song /rhymes helping the children feel "My India My Pride".</li> </ul> <p>Seva:</p> <ul style="list-style-type: none"> <li>To learn to salute the National flag.</li> <li>Story Narration and Enactment (Toy Based Pedagogy)</li> </ul>  <ul style="list-style-type: none"> <li>Shloka Chanting</li> </ul>  <p>Value:</p> <p>Importance of National Citizenship</p> |



- Tracing of slanting lines (left to right and right to left)
- Picking up small objects especially with Pincer grip and Tripod grip.

साधनावली :-

- झंडा, नदी, दिल्ली, लालकिला, विजय, सैनिक हथियार।
- इन शब्दों को निम्नलिखित रूप से क्रियाओं द्वारा बच्चों के समीप शब्दकोष में प्रयोग करवाया जाएगा।



• Long Sticks



• Sand Paper Numbers.



## LEARNING OUTCOMES

The child will be able to:

- improve his/her speech.
- learn inflection and correct pronunciation.
- build his/ her vocabulary.
- develop the competence of children to understand what they hear.
- understand and express emotions.

The child will be able to:

- enhance active vocabulary related to summer season.
- acquire phonetic awareness
- बरसों साथ के प्रति सवि उत्कृष्ट होगी।
- बरसों जीवन के अनुभवों और एकीकरण पर ध्यान केन्द्रित करना सीखेंगे।

The child will be able to:

- develop an understanding of simple early mathematical skills
- identify and extend simple patterns in shapes and numbers.
- practice decision-making, problem-solving and critical thinking.

The child will be able to:

- develop gross and fine motor skills and enhance creativity.
- communicate thoughts, experiences or ideas.
- learn to follow instruction and think critically.

The child will be able to:

- know about the world around them.
- strengthen conceptual understanding
- inculcate the values of scientific thinking.

The child will be able to:

- develop empathy, compassion and love towards others.
- imbibe good moral values.
- boosts self-confidence.
- imbibe the value of patriotism.

## Month - September

My Country, My Pride (मेरा देश, मेरा अभिमान)






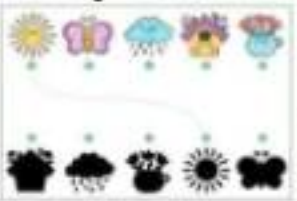






### STORY OF THE MONTH - THE ANIMAL PARADE

It was time for an annual celebration!! The animals living in a sea just outside the thick forest were preparing for a lovely & colourful 'Parade'. The Shark declared that she would lead the parade & asked everyone to dress up in their best attire and participate joyfully. The Crocodile & the Tortoise seemed to be a little perplexed & confused as they had promised their animal & insect friends, the Bear, the Giraffe and the Butterfly for participating in a similar parade on land.



# Month - September

## Theme- Fauna on Earth (जीव जंतुओं के साथ है निभानी, ये भी तो हैं हमारे जैसे प्राणी)

| Language and Literacy (English and Hindi)   |  | Math and Blocks  | Creative Expression   | Science and Exploration   | Values, Morals and Ethics (With due importance on Indian culture and rootedness)   |
|---|--|--|---|---|--|
| Language (English & Hindi)  | Literacy (English & Hindi)   |  |   |   |  |
| <ul style="list-style-type: none"> <li>Circle Time</li> <li>News of The Day</li> <li>Sing Along:</li> <li>Two little dicky birds (Page 6)</li> <li>Growing Me (Page 18)</li> <li>Five little monkeys (Page 18)</li> <li>Rabbit, rabbit 1, 2, 3, (Page 26)</li> </ul>  <p><u>Story:</u> The Animal Parade</p>  <p><u>कविताएँ:</u></p> <ul style="list-style-type: none"> <li>हमारी बिल्ली (Page 18)</li> <li>खीरी और हाथी (Page 27)</li> <li>जंगल में जामुन (Page 29)</li> </ul> <p><u>कहानी:</u> मछली आ गया</p> | <p><u>Reading Readiness Activities:</u></p> <ul style="list-style-type: none"> <li>Theme related vocabulary: Names of animals, care, shelter, friendly, pet, vet, wild.</li> <li>Sight words - I, Am</li> </ul> <p>Concrete letter recognition with the help of a variety of experiences like air tracing, tray tracing, and interactive panel activities.</p> <p><u>Letter K k-</u> kit, kid, kite, kiwi, keep, kind, kettle, kitten, kennel, kangaroo, kindergarten etc.</p> <p><u>Letter B b-</u> bat, bag, bin, bin, bed, beg, bug, boy, ball, bear, bite, blue, black, boon, boil, black, bread, butter, brush, bully, button, branch, bottle, butterfly etc.</p> <p><u>Letter H h-</u> hat, hot, hit, hut, head, high, heel, high, horn, hump, horse, home, house, height, helicopter, heroine, hamper, hashtag, hunger etc.</p>  <p><u>Alphabet stories and rhymes to introduce the letters.</u></p> <p><u>Letter games</u></p> <p><u>Related worksheets</u></p> <p><u>Writing Readiness Activities:</u></p> <ul style="list-style-type: none"> <li>Development of postural control.</li> <li>Tracing of curves</li> <li>Paper folding, colouring in</li> </ul> | <p><u>Numeracy:</u></p> <ul style="list-style-type: none"> <li>Sorting and pairing activities</li> <li>Pre-number concept: Tall/Short</li> </ul>  <p><u>Revision of shapes-</u> Circle, Square and Triangle</p>  <ul style="list-style-type: none"> <li>Knowledge of patterns- Curves</li> <li>Oral Counting 1-10.</li> <li>Recognition of numbers 6 &amp; 7</li> <li>Correlation of numbers 1 to 7 with quantity</li> <li>Matching activities</li> </ul>  <p><u>Montessori Apparatus-</u></p> <ul style="list-style-type: none"> <li>Frames (Velcro Frame)</li> </ul>  | <p><u>Creative Expression:</u></p> <ul style="list-style-type: none"> <li>Introduction to the theme through a story having a number of animals</li> <li>What is an animal?</li> <li>Names of different animals.</li> <li>Differentiate between animals on the basis of their size - Small and Big, integrating Pre-number concept</li> <li>Basic features of animals and birds</li> <li>Insects which we see in the surroundings</li> </ul>  <ul style="list-style-type: none"> <li>Birds- physical features (beak, feathers, wings and claws)</li> <li>Name of common birds</li> <li>Where they live - nest</li> <li>Difference between animals and birds.</li> </ul> <p><u>Sparks of Joy (My Activity Book):-</u></p> <ul style="list-style-type: none"> <li>Hues and codes (Page 14)</li> <li>Bingo colours (Page 16)</li> </ul>  | <ul style="list-style-type: none"> <li>Dig for Bugs: Observation of movement of insects using Magnifying glass.</li> </ul>  <p><u>Project / Experiential Learning (Collaboration):-</u></p> <ul style="list-style-type: none"> <li>Animal races Nature Walk</li> </ul>  <ul style="list-style-type: none"> <li>Zoo visit</li> <li>Show and tell activity</li> <li>Animal Movement: Teach children about how different animals move (e.g. slither, hop, crawl, swim) and encourage children to imitate these movements.</li> <li>Nest Making (in collaboration): Description of the bird &amp; its nest</li> <li>Distinguishing between animals and birds' footprints using clay.</li> </ul> | <p><u>Behavioural skills:</u></p> <ul style="list-style-type: none"> <li>Unique animal sounds</li> <li>Eating pattern of animals</li> <li>Demonstrating the behavioural expressions and actions found in the animal kingdom - Animal Walk</li> <li>Highlight the importance of working together through animal inspired tasks (for e.g. politeness &amp; softness of a follow the leader relating it to walking in line.)</li> <li>Care for birds</li> <li>Be energetic: Wake up with sunrise like birds</li> <li>Like birds, go to bed at the same time every evening.</li> </ul>  <p><u>Seva:</u></p> <ul style="list-style-type: none"> <li>Grasping the essentials of nourishing, maintaining cleanliness, and providing aid for animals, feeding animals, taking care of injured animals.</li> <li>Visit to animal shelters like Gashalas for providing food and clothes during harsh weather under adult supervision (Relating Mother Tongue and telling them that Gau means cow and Shala means shelter).</li> <li>Provide separate bowls for grains (seeds) and water, and bird hygiene.</li> </ul> |



enclosed figures and free hand drawing, etc.

- Rainbow tracing on numbers and letters using three different colours.



बच्चा बसो :-

- कुत्ता, बिल्ली, मछली गुप बंदर, बैर, चारा, घास, चूहा, खरगोश, पक्ष, बोंब, हथवाट्ट।

- इन शब्दों को नियमित रूप से लिखाओ द्वारा बच्चे के सक्षम शब्दकोष में प्रयोग कराया जाएगा

- संकेत धनि विशेषण उ और अ



- अपने नाम की पहली धनि चुनना

सर्प सम्बंधित आनु अनु रूप विख्यात शब्दावली एकत्रित करके बच्चों तक पहुँचाना शिक्षिका का ध्येय होगा

- Number Rods



- Sandpaper Numbers



**Value:**

- Not to harm animals and birds
- Empathy and Care for animals and Birds
- Cleanliness- to help animals & birds grow in a healthy manner.

## LEARNING OUTCOMES

The child will be able to:

**English**

- improve his/her speech.
- learn intonation and correct pronunciation.
- build his/ her vocabulary.
- develop auditory skills such as discriminating between sounds.

**Hindi**

- बच्चा बसो में बसने पर धनि विशेषण का प्रयोग करना सीखेगा और अपने नाम की पहली धनि चुनने का प्रयास करेगा।

The child will be able to:

**English**

- enhance active vocabulary related to animals and insects.
- acquire phonetic awareness

**Hindi**

- बच्चा बसो में बसने पर धनि विशेषण का प्रयोग करना सीखेगा और अपने नाम की पहली धनि चुनने का प्रयास करेगा।
- बच्चा बसो में बसने पर धनि विशेषण का प्रयोग करना सीखेगा और अपने नाम की पहली धनि चुनने का प्रयास करेगा।

The child will be able to:

- develop an understanding of simple early mathematical skills
  - develop an understanding of shapes around us increase their manipulative skills.
  - develop an understanding of the cardinal meaning of the numbers.
- Cardinal numbers and quantity

The child will be able to:

- develop gross and fine motor skills
- enhance his/her creativity.
- articulate their feelings and thoughts creatively.
- display dramatic skills

The child will be able to:

- develop thinking skills
- enhance observation skills
- be aware of various animals and insects.
- Be aware of the sounds and movement of the insects and animals around.

The child will be able to:

- develop empathy, compassion and love towards others
- imbibe good moral values.
- boost self-confidence
- Enhance self confidence

**MONTH: OCTOBER**

**THEME OF THE MONTH: Air ( साफ़ रहेगी वायु, तभी बढ़ेगी आयु )**

### STORY OF THE MONTH

varsha is Bharati's best friend; both these five-year-old girls are classmates at Bal Bharati Public School. One day when Bharati & Varsha were enjoying their tiffin snacks sitting under a neem tree in their school's playground, Varsha noticed three flying clouds up in the sky...she expressed her surprise to Bharati and asked, "Bharati can you see those three moving clouds in the sky? I wonder how are they moving? I can't see any wings around their bodies...clouds do not have feet either as though someone is pushing them... Bharati looked up at the sky and smiled. "It's the wind!" Bharati said. "Even though we can't see it, the wind pushes the clouds across the sky. Our teacher told us









that the sun heats the air. Warm air goes up, and cool air takes its place. This makes the wind blow, and the wind moves the clouds," Bharati explained. Varsha clapped her hands. "Wow! So, the wind is like a hidden friend playing with the clouds. The two friends smiled and continued eating their tiffin, happily watching the floating clouds.

*Moral: Even if we can't see something, it can still be real—like the wind, love, and friendship! 🌈*





**THEME: Air ( साफ़ रहेगी वायु , तभी बढ़ेगी आयु )**

| Language and Literacy (English and Hindi)  |  | Math and Blocks   | Gross & Fine Motor Skills/<br>Creative Expression   | Science and Exploration  | Values, Morals and Ethics<br>(with due importance on India culture and rootedness)  |
|--|--|---|---|--|---|
| Language (English & Hindi)   | Literacy (English & Hindi)   |   |   |  |   |
| <ul style="list-style-type: none"> <li>Circle Time</li> <li>News of the day</li> </ul> <p><u>Sing Along:</u></p> <ul style="list-style-type: none"> <li>Teddy Bear</li> <li>Boogie Woogie</li> </ul>  <p>Story- The Moving Clouds</p>  <p><u>कवितारंग:</u></p> <ul style="list-style-type: none"> <li>उड़ो पतंग</li> <li>आजो भड़ो आजो</li> <li>अपना घर</li> </ul>  <p>कहानी - मिली का गुब्बारा</p> | <p><u>Reading Readiness Activities</u></p> <ul style="list-style-type: none"> <li>Vocabulary- hot, cool, pure, clean, cough, smell, viral, breeze, breathe, pollution, fragrance, vacuum etc.</li> <li>Sight words - He, She, we</li> <li>Air related vocabulary - breeze, wind, and storm</li> </ul>  <ul style="list-style-type: none"> <li>Concretize letter recognition with the help of a variety of experiences like air tracing, tray tracing, and interactive panel activities</li> <li>Letter E e - egg, elf, end, enter, empty, engage, engine, empire, exercise, explore, entry, elephant, eggplant, envelope, etc.</li> <li>Letter V v - van, vet,</li> </ul> | <p><u>Problem Solving Numeracy-</u></p> <ul style="list-style-type: none"> <li>Sorting and pairing activities</li> <li>Pre-number concept: Far/Near</li> <li>Oral Counting 1-10</li> <li>Tracing of sandpaper numbers</li> <li>Recognition of number 7</li> <li>Correlation of numbers 1 to 7 with quantity</li> <li>Concept of zero</li> </ul>   | <p><u>Fine Motor:</u></p> <p><u>Physical Activity-</u></p> <ul style="list-style-type: none"> <li>Feel and sound of air</li> <li>Simple exercises highlighting the presence of air - In and around us</li> <li>Long breaths, short breaths.</li> </ul> <p><u>Sparks of Joy (My Activity Book)-</u></p> <ul style="list-style-type: none"> <li>Kites go Flying (Page 18)</li> <li>Hot Air Balloon (Page 20)</li> </ul> | <p><u>Air Experiments</u></p> <p>To demonstrate the presence of air by simple fun experiments</p> <ul style="list-style-type: none"> <li>Introduction to Air - 'Air is everywhere.' Feeling the presence of air.</li> <li>Properties of air (space, speed) with the help of simple hands-on activities</li> </ul>  | <p><u>Value:</u> Value and Basic Courtesies and Manners - 'Green' Habits</p> <p><u>Behavioural Skills</u></p> <ul style="list-style-type: none"> <li>Imbibe the habit of using a handkerchief while sneezing, coughing.</li> <li>Talking to each other from an adequate distance.</li> </ul> <p><u>Seva</u></p> <p><u>Planting activity:</u></p> <ul style="list-style-type: none"> <li>Engage children in planting seeds, teaching them about their role in caring for the natural environment.</li> </ul>  |



vote, vase, vest,  
vote, voice,  
vulture, violet,  
violin, village,  
vibgyor,  
vegetables etc.

Alphabet stories and rhymes  
to introduce the letters.  
Letter games ,Related  
worksheets .

#### Writing Readiness Activities\*

- Development of postural control
- Colouring in enclosed figures, free hand drawing and paper tearing and pasting
- Writing of letters Ll and Tt using thick crayons

#### Hindi

शब्दावली – पंख, बाजरा , हवा, मुक्क़ारा,  
हवाई जहाज़, पक्षी, पत्तंग आदि।

मौखिक ध्वनि विश्लेषण: हं और ऐ

स्वर एवं वर्ण संबंधित आयु अनुकूल  
विद्यमान शब्दावली एकत्रित करके बच्चों  
तक पहुँचाना शिक्षिका का ध्येय रहेगा।

इन शब्दों को नियमित रूप से क्रियाशील  
द्वारा बच्चों के सक्रिय शब्द कोष में  
प्रयोग करवाएँ।

Montessori Apparatus-  
Frames (Button Frame),  
Spindle Box, Sandpaper  
Number



#### Project / Experiential Learning (Collaboration)\*

'Air we Smell' - Good  
smell and bad smell  
(Smelling heeng,  
agarbatti , camphor,  
rotten tomato, etc.)  
How do smells get to our  
nose?  
Air carries them  
Audio recording of  
learners' reactions by the  
facilitator.



#### Value

Developing a sense  
of responsibility  
towards the  
environment.

- Working together  
to keep the air  
clean .
- Humanity, compassion,  
Vasudhev Kutumbakam -  
The entire world breathes  
the air.



## Learning Outcomes

|  |  |  |  |   |  |
|--|--|--|--|---|--|
| <p>The child will be able to</p> <p><b>English</b></p> <ul style="list-style-type: none"> <li>➤ use a diverse and extensive vocabulary.</li> <li>➤ learn intonation and correct pronunciation.</li> <li>➤ develop auditory skills such as discriminating between sounds.</li> </ul> <p><b>Hindi</b></p> <p>बच्चे स्वर से संबंधित ध्वनि विश्लेषण का प्रयोग करना सीखेंगे और अपने आप को व्यक्त करने का प्रयास करेंगे। बच्चे अपनी मौखिक प्रवीणता और सक्रिय भागीदारी को सकल करेंगे।</p> | <p>The child will be able to</p> <p><b>English</b></p> <ul style="list-style-type: none"> <li>➤ Enhance active vocabulary related to things we see in the sky.</li> <li>➤ acquire phonetic awareness.</li> <li>➤ Enhance sensory motor skills.</li> </ul> <p><b>Hindi</b></p> <p>बच्चे भाषा के प्रति रुचि जागृत करेंगे। बच्चे बौद्धिक के अनुप्रयोग और एकीकरण पर ध्यान केंद्रित करना सीखेंगे।</p> | <p>The child will be able to</p> <ul style="list-style-type: none"> <li>➤ develop an understanding of simple early mathematical skills, recognise, develop, describe and represent numbers and implement the usage of numbers in day-to-day life.</li> </ul> | <p>The child will be able to</p> <ul style="list-style-type: none"> <li>➤ develop confidence, thinking skills, imagination and emotional understanding.</li> </ul> | <p>The child will be able to</p> <ul style="list-style-type: none"> <li>➤ know about the world around them.</li> <li>➤ Strengthen conceptual understanding.</li> <li>➤ inculcate the values of scientific thinking, appreciate scientific development.</li> </ul> | <p>The child will be able to</p> <ul style="list-style-type: none"> <li>➤ develop empathy, compassion and love towards others.</li> <li>➤ Imbibe good moral values, boosts self-confidence.</li> </ul> |
|--|--|--|--|---|--|

**MONTH: NOVEMBER**

**THEME OF THE MONTH: Means of Transport (यतायात है बहुत जरूरी संगी साथियों की मिटाये दूरी )**




### **STORY OF THE MONTH**







Once upon a time, on the busy roads of Delhi, there lived four friends- Mrs. Car, Mr. Truck, Ms. Bicycle & Mr. Auto Rickshaw. On a sunny day, as they were waiting at the Red Light. They started a conversation with each other. Mrs. Car commented "You know, we always get stuck in this heavy traffic. It's so disturbing. Truck nodded and said, I wish there were broader roads to make our ride smooth and clean. Ms. Bicycle, smallest of the four said "I am slim and light as compared to you all" and run manually and do not get stuck in the traffic like you Mr. Truck and Mrs. Car, I do not create pollution at all. I look so simple... not like you Mrs. Car, you come in so many different models. Mr. Auto Rickshaw being the green vehicle came with a solution "I am glad to tell you that unlike Car and Truck, I run on cleaner fuel, I am a green vehicle and do not create pollution. If we promote riding together and encourage each other to ride on such eco-friendly vehicles, we can make Delhi clean and green. All the three agreed and to encourage everyone in the city to use more eco-friendly vehicles. They decided to share their ideas with others and hope that more people would start using bicycles, auto rickshaws, and even electric cars to reduce pollution. From that day on, the four friends kept talking about how everyone could help make Delhi cleaner and greener, one ride at a time.

**Moral:** By using eco-friendly vehicles and sharing rides, we can help make our world cleaner and greener! please short the story.



**Means of Transport (यतायात है  
बहुत जरूरी संगी साथियों की मिटाये दूरी )**

| <b>Language and Literacy (English and Hindi)</b><br><br>Language (English & Hindi) Literacy (English & Hindi)  | <b>Math and Blocks</b>  | <b>Gross &amp; Fine Motor Skills/ Creative Expression</b>   | <b>Science and Exploration</b>   | <b>Values, Morals and Ethics (with due importance on India culture and rootedness)</b>  |
|--|---|---|--|---|
| <ul style="list-style-type: none"> <li>• Circle Time</li> <li>• News of The Day</li> <li>Sing Along*                             <ul style="list-style-type: none"> <li>• Wheels Of The Bus</li> <li>• Bits of Paper</li> </ul> </li> </ul>  <p>Story* The Four Friends</p> <p>कवित्तारः</p> <ul style="list-style-type: none"> <li>• बत्ती</li> <li>• देनम देन</li> <li>• गाड़ी का पहिया</li> <li>• चुक चुक चली रेल</li> <li>• मेरी</li> </ul> <p>कहानी- मिली की साईकिल</p> | <p>Reading Readiness Activities:<br/>Theme related Vocabulary: far, gas, CNB, slow, fast, near, land, road, rash, honk, tyre, wheel, means, mode, petrol safety, traffic, electric, zebra crossing, green vehicle, speed breaker etc.</p> <p>Sight words - this, the, it, Letter Cc- car, cup, cat, cold, cool, corn, cake, clock, cage, care, class, candle, cabin, create, computer, cushion, carpenter, compass etc. Letter Oo - ox, on, off, open, oven, orange, office, oxygen, octopus, ostrich, orchid, orchestra etc.</p>  | <p>Integration with pre number concepts (big/small, thick/thin, few/many, heavy/light). Observing the wheels of different types of vehicles</p> <p>Numeracy-</p> <ul style="list-style-type: none"> <li>•Sorting and pairing activities</li> <li>Pre- Number Concept- Narrow &amp; Wide.</li> <li>•Oral Counting 1-10.</li> <li>•Tracing of sandpaper numbers. Recognition of numbers 8 &amp; 9.</li> <li>•Correlation of numbers 1 to 9 with quantity.</li> <li>•Information of house number, number of family members.</li> </ul>  | <p>Physical Activity-</p> <p>Action games- simple, safe and age-appropriate movement of different vehicles, human pyramid.</p> <p>Role Play<br/>Traffic Policeman.<br/>Delhi metro as a means of transport/ Metro station.</p> <p>Imitating movements and pace of different vehicles</p> <p>Sparks of Joy (My Activity Book)*</p> <ul style="list-style-type: none"> <li>➤ Cool Car Craft (Page 22)</li> <li>➤ Sunshine Fun (Page 24)</li> </ul> | <p>Circular movement of tyres- connect different speed levels).</p> <p>Types of fuel used to run different types of vehicles- (petrol, diesel).</p> <p>Recognition of sounds produced by various means of transport (loud and soft sounds).</p> <p>Traffic Lights-Integration of observation &amp; time displayed for red &amp; green lights at Traffic signals, significance of red, yellow, and green signals in the traffic light</p> <p>.Value and Basic Courtesies and Manners- Cleanliness</p> <p>Behavioral Skills</p> <p>.Emphasizing the importance of holding an adult's hand when on the roads, etc.</p> <p>To learn to drive the most basic and eco - friendly land transport - tricycle &amp; bicycle.</p> <p>Seva<br/>Inviting a Traffic Police officer in the school for felicitating him.</p> |

|  |  |  |   |   |  |
|--|--|--|---|---|--|
|  | <p>Alphabet stories and rhymes.</p> <ul style="list-style-type: none"> <li>Letter games</li> </ul> <p>Writing Readiness Activities</p> <ul style="list-style-type: none"> <li>Development of postural control</li> <li>Free hand drawing - Land, Water &amp; Air transport.</li> <li>Writing of letters Tt and Ff.</li> </ul> <p>सम्यक्ताली - लड़क, जल, रेलगाड़ी, हवा, समुद्र, बस, ट्रेन का, पहिया, साइकिल इत्यादि। इन शब्दों को नियमित रूप से कियानी दुबारा हफ्ता के सक्रिय शब्द कोष में प्रयोग करतार।</p> <p>मौखिक ध्वनि विश्लेषण: अ, उ, और ओ स्वर एवं हरी संबंधित आयु अनुसूच सिद्धांत सम्यक्ताली एकत्रित करके हफ्ता तक पढ़ाता शिक्षिका का ध्यान रहता।</p> | <p><b>Montessori Apparatus*</b></p> <ul style="list-style-type: none"> <li>Frames (Button Frame)</li> <li>Spindle Box, Sandpaper Number</li> </ul>   |   |  <p><b>Project/ Experiential Learning (collaboration)</b><br/>Exploring the school premises to spot and identify different vehicles</p> |  <p><b>Value</b><br/>Integration of SD Goals - use of ecofriendly vehicles like bicycle, battery operated vehicles.</p> |
|--|--|--|---|---|--|

## Learning Outcomes

|   |  |  |   |  |  |
|---|--|--|---|--|--|
| <p>The child will be able to:</p> <p><b>English</b><br/>use speech or an expressive mode of communication. Comprehend conversation and stories.</p> <p><b>Hindi</b><br/>बच्चे स्वर से संबंधित ध्वनि विश्लेषण का प्रयोग करना सीखेंगे और अपने आप को व्यक्त करने का प्रयास करेंगे। बच्चे अपनी मौखिक प्रवीणता और सक्रिय भागीदारी को सफल करेंगे।</p> | <p>The child will be able to:</p> <p><b>English</b><br/>Identify letter and its formation. Acquire phonic awareness evaluate the sensory information.</p> <p><b>Hindi</b><br/>बच्चे आवाज के प्रति रुचि जागृत करेंगे। बच्चे कौशल के अनुप्रयोग और एकीकरण पर ध्यान केंद्रित करना सीखेंगे।</p> <p>यदि आप चाहें तो मैं इसे वर्कशीट या शिक्षिका गाइड के रूप में भी स्वरूपित कर सकता हूँ।</p> | <p>The child will be able to:</p> <p>Count objects concretely, pictorially and symbolically</p> <p>identify math experiences that will help develop pre number concepts.</p> <p>develop decision making, problem solving and critical thinking skills.</p> | <p>The child will be able to:</p> <p>understand the difference between different modes of transport.</p> <p>improve coordination and motor skills, express emotions freely.</p> <p>enhance creative and imaginative skills.</p> | <p>The child will be able to:</p> <p>observe and feel his/her surroundings.</p> <p>Develop scientific temperament</p> <p>Strengthen conceptual understanding.</p> <p>Enhance their understanding on properties of air.</p> | <p>The child will be able to:</p> <p>Imbibe good moral values.</p> <p>Understand the importance and ways of keeping our surroundings clean.</p> <p>Boosts self-confidence.</p> <p>understand importance of health and hygiene.</p> |
|---|--|--|---|--|--|



**MONTH : December**

**THEME OF THE MONTH : Community Helpers**

### STORY OF THE MONTH

Yesterday, when Bharati and Bharat were returning home from School, Bharati started instructing & explaining things to her kid brother Bharat. "My dear Bharat, as we reach home in a little while, you will not see our helper Didi around. Mumma has given her a "chutti" as Didi is unwell. Please take off your shoes and clothes and keep them separately. Will keep these in the washing area. Do not throw them around as you do every day. Also, collect your lunch plate from me when I will call you from the kitchen. Do not start watching "Nickelodeon." You may do all this when our helper Didi gets back to our household tomorrow." Bharat nodded. "Okay, no TV until Didi comes back. But how about we surprise her tomorrow? Let's help Mumma and Papa with all the chores and do as much as we can ourselves. That way, Didi will be so happy to see everything is still in order." Bharat's eyes sparkled with excitement. "Yes! Let's keep everything in its place. We can make a team and divide the work!" "I'll help Mumma in the kitchen," Bharati offered. "I'll fill the water bottles and set the dining table for dinner." As they walk home from school-

Bharati: "Bharat, Didi won't be at home today. Mumma gave her a break because she's unwell."

Bharat: "Why do we need Didi anyway?"

Bharati: "Didi helps with cleaning, laundry, and cooking so Mumma and Papa can work and still have time for us."

Bharat: "So, who will help Mumma today?"

Bharati: "That's us! You can tidy your toys, and I'll set the table. Little things make a big difference."

Bharat: "Why do Mumma and Papa work outside, though?"

Bharati: "To earn money for what we need and to help others—Mumma teaches, and Papa helps people in the hospital. We all have our roles."

Bharat: "So we're a team at home too?"

Bharati: "Exactly! Helping each other gives us more time together."

Bharat: "I'll keep helping, and maybe my friends can too!"

Bharat felt excited, realizing that small efforts make a big difference.

Bharat jumped in, "And I'll place all the shoes in the shoe rack, put my clothes in the cupboard, pack my school bag before bed, and keep my utensils in the sink."

"That's perfect!" Bharati said, grinning. "And we can also make Didi a get-well-soon card to show her how much we care."

As they entered their home, the two siblings got straight to work. Bharati helped in the kitchen, while Bharat handled his tasks, making sure everything was neat and tidy. By the end of the evening, their house looked spotless, and Mumma and Papa couldn't stop smiling at how thoughtful their children were. The next day, when Didi returned, she was greeted with a clean house and a sweet card that said,

"Thank you for all you do, Didi! We missed you."






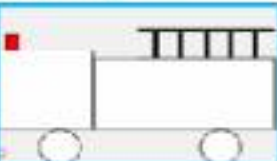
Didi was touched and smiled as she hugged the children.





**MONTH: December**

**THEME: Community Helpers- समुदाय के मददगार करे जीवन का उद्धार**

| Language and Literacy (English and Hindi)  |  | Math and Blocks   | Gross & Fine Motor Skills/<br>Creative Expression  | Science and<br>Exploration   | Values, Morals and<br>Ethics<br>(with due importance<br>on India culture and<br>rootedness)   |
|--|--|---|--|--|---|
| Language (English & Hindi)   | Literacy (English& Hindi)  |   |  |  |   |
| <ul style="list-style-type: none"> <li>Circle Time</li> <li>News of the day</li> <li>Sing Along: Our Helpers, Winter Fun, Pat A Cake</li> </ul>  <ul style="list-style-type: none"> <li>कविताएँ: मझे की सर्वो, धोबी आया, माली आया, डॉक्टर देखो</li> <li>कहानी: मिली के बात</li> <li>Our Helpers</li> </ul>  <ul style="list-style-type: none"> <li>Why do we need help?</li> <li>How can we help each other at home?</li> <li>Concept of parents working outside of home</li> </ul> | <p><u>Reading Readiness Activities</u></p> <ul style="list-style-type: none"> <li>Vocabulary: doctor, teacher, plumber, shoemaker, cobbler, policeman, dentist, soldier RJ's, delivery boy, barber, chef, driver, green grocer, air hostess, pilot, gardener, helper</li> <li>did/bhaiya, guards, attendant, tools, uniforms, duty, responsible, share, service, thank you, serve, gratitude.</li> </ul> | <p><b>NUMERACY</b></p> <ul style="list-style-type: none"> <li>Sorting and Pairing Activities</li> <li>Pre Number Concept- Fat &amp; Thin</li> </ul>  <ul style="list-style-type: none"> <li>Oral Counting 1-10</li> <li>Tracing of sandpaper numbers</li> <li>Recognition of numbers 1-10</li> </ul>  <ul style="list-style-type: none"> <li>Correlation of numbers 1 to 10 with quantity</li> </ul> | <p><u>My creative expression:</u></p> <ul style="list-style-type: none"> <li>My Activity Book (Sparks of Joy)</li> <li>-Routine Raceway</li> </ul>  <ul style="list-style-type: none"> <li>-Fire Truck</li> </ul>  | <p>DIY activity related to tools of the specific helpers like stethoscopes.</p> <ul style="list-style-type: none"> <li>Mini market setup for buying balloons, bangles, etc.</li> </ul> | <p><b>Behavioural Skills:</b></p> <ul style="list-style-type: none"> <li>Help the children learn certain 'helping' skills that make the home environment more organised like putting the toys back at the correct place, keeping the used plates in the sink, etc.</li> </ul> <p><u>Seva:</u></p> <ul style="list-style-type: none"> <li>Thank you, cards</li> <li>Offering help to approachable community helpers through a donation drive at school</li> </ul> <p><u>Value:</u></p> <ul style="list-style-type: none"> <li>Appreciating and respecting the</li> </ul> |

- Names and identification of few common community helpers in the environment - Doctor & Nurse, Driver, Guard, House help, etc.
- Basic tools used by these community helper



- Sight Words: On, At Letter & sound recognition and related vocabulary
- Concrete letter recognition with the help of a variety of experiences like air tracing, tray tracing, and interactive panel activities
- Letter W w.: wet, way, wag, wind, wear, wait, west, what, wipe, wave, wall, word, waist, wash, watch, water, whistle, whale, winter, window, weight, weather etc.



- Revision of letters done so far

- Montessori Apparatus -Brown Stairs, & previous Montessori apparatus to be carried along



role of others (helpers)

- To be patient and treat them with kindness & respect

|  |  |   |   |  |   |
|--|--|---|---|--|---|
|  | <ul style="list-style-type: none"> <li>Alphabet stories and rhymes to introduce the letters</li> <li>Writing Readiness Activities</li> <li>Development of postural control</li> <li>Free hand drawing</li> <li>Writing of letters Dd, Aa, Kk using crayons</li> </ul>  |   |   |  |   |
| Learning Outcomes  |  |   |   |  |   |
| <p>The child will be able to:</p> <ul style="list-style-type: none"> <li>Children will be able to use language to communicate ideas and opinions</li> <li>They will be able to enhance cooperation and express emotions with confidence</li> </ul> | <p>The child will be able to:</p> <p><b>English;</b></p> <ul style="list-style-type: none"> <li>enhance active vocabulary related to Community Helpers</li> <li>Acquire Phonetic awareness</li> </ul> <p><b>Hindi;</b><br/>           शब्दावली- माली, पुतिर ,ठोंकटर, सक्कीवाता,ठेला,हरा कनीचा,दूध,अध्यापक इत्यादि ।<br/>           मौखिक ध्वनि विश्लेषण इ, ए और ओ स्वर एवं वर्ण सम्बन्धित आयु अनुरूप विछपात शब्दावली एकत्रित कर के बच्चों तक पहुँचाना शिक्षिका का ध्येय रहेगा<br/>           इन शब्दों को नियमित रूप से क्रियाओं द्वारा बच्चों के सक्रिय शब्दकोष में प्रयोग करवाया जाएगा</p> | <p>The child will be able to:</p> <ul style="list-style-type: none"> <li>develop an understanding of simple early mathematical skills</li> <li>develop an understanding of repeating patterns by identifying, extending and creating</li> </ul> | <p>The child will be able to:</p> <ul style="list-style-type: none"> <li>know about the world around them</li> <li>strengthen conceptual understanding</li> <li>inculcate the values of scientific thinking</li> <li>appreciate scientific development</li> </ul> |  | <p>The child will be able to:</p> <ul style="list-style-type: none"> <li>develop empathy, compassion and love towards others</li> <li>imbibe good moral values</li> <li>boosts self-confidence</li> </ul> |



MONTH : January  
THEME OF THE MONTH : Toys and Games

STORY OF THE MONTH






One sunny afternoon, Chulbuli and Chutki were playing together in their cozy room. Chulbuli loved playing games with rules, like hopscotch and hide-and-seek, while Chutki adored her toys—soft stuffed animals, wooden toys, and paper creations. Suddenly, Chutki had an idea. "Let's make a story with our toys!" she said, her face lighting up with excitement.

Chutki brought out her soft bunny, a wooden car, and a paper butterfly. "Let's make them talk!" she said. She placed the bunny on the wooden car and said, "The car wants to take the bunny to the garden!" Chulbuli smiled and added, "And the butterfly wants to fly with them!" They giggled as the toys went on a fun adventure.

After they finished playing, Chutki told Chulbuli, "Thank you for sharing your toys with me. Now let's put them back in their places." Chulbuli agreed, "Yes, so we can play with them again tomorrow!"

The two friends learned and understood that soft, wooden, and paper toys could create magical stories when shared and cared for.



| Language and Literacy (English and Hindi)  |  | Math and Blocks   | Gross & Fine Motor Skills/ Creative Expression   | Science and Exploration  | Values, Morals and Ethics (with due importance on India culture and rootedness)  |
|--|--|---|--|--|--|
| Language (English & Hindi)   | Literacy (English & Hindi)   |   |  |  |  |
| <ul style="list-style-type: none"> <li>Circle Time</li> <li>News of the day</li> </ul>  <ul style="list-style-type: none"> <li>Sing Along: I am a little teapot, When you are happy, Tommy Thumb</li> <li>कविताएँ: मेरे साथी</li> <li>कहानी: छुपन छुपाई</li> <li>Story: Chulbuli and Chutki</li> <li>Introduction to various toys through observation and exploration of Toys in their immediate environment</li> </ul> | <p><u>Reading</u>      <u>Readiness</u></p> <p><u>Activities</u></p> <ul style="list-style-type: none"> <li>Theme related vocabulary: doll, soft, love, clean, share, chess, ludo, play, care, cards, share, happy, outdoor, indoor, puzzle, game, football, carrom board, basketball, cricket, badminton, snakes and ladder, puzzle, discipline</li> <li>Revision of the letters done so far</li> </ul>  <p><u>Sight word</u>- You, His, Her<br/><u>Letter &amp; sound recognition and related vocabulary</u></p> | <p><u>NUMERACY</u></p> <ul style="list-style-type: none"> <li>Sorting and Pairing Activities</li> <li>Shape- Oval</li> </ul>  <ul style="list-style-type: none"> <li>Oral Counting 1-10</li> <li>Tracing of sandpaper numbers</li> <li>Correlation of numbers 1 to 10 with quantity</li> <li>Pre-number concept- Up &amp; Down</li> </ul>  <ul style="list-style-type: none"> <li>Montessori Apparatus - Knobles cylinder, Zip Frame &amp;</li> </ul> | <p><u>My creative expression;</u></p> <ul style="list-style-type: none"> <li>My Activity Book (Sparks of Joy) Two Tiny Birds- page 30</li> <li>My Toy Train- page 32</li> <li>Republic Day Celebration-</li> <li>Toy land walk: Organize a "Toy Land Walk" wherein children can walk around the room with their favourite toys. As they walk, they can briefly talk about their toys</li> </ul>  | <p>Winter fruits and vegetables (Creating with clay dough)</p> <p><u>Imaginary Play:</u><br/>Set up an area for imaginative play with various toys. This could be a kitchen, a doctor's office, or a construction site. Encourage children to use their creativity and language skills while playing together.</p> | <p><u>Behavioural Skills:</u></p> <ul style="list-style-type: none"> <li>Fostering collaborative play through toys and sharing the toys turn wise and play together i.e., Pretend game Act of playing</li> <li>Fostering social skills, teamwork and positive communication while playing games</li> </ul> <p><u>Seva:</u></p> <ul style="list-style-type: none"> <li>Creating a Toy Bank</li> <li>Taking care of toys/objects and articles</li> </ul> <p><u>Value:</u><br/>Sharing and caring</p> |





- Speaking Activity- My favourite Toy
- The facilitator will incorporate sensory play with the help of sensory bins. These sensory bins are filled with toys of different textures to enhance tactile exploration and language development
- Sharing Toys: We should toys be shared



- Significance of keeping toys clean (to be done through picture conversation or during Circle Time activities)
- Vocabulary related to Toys
- Introduction to various indoor and outdoor games
- The games we play: Luka

Concretize letter recognition with the help of a variety of experiences like air tracing, tray tracing, and interactive panel activities

- Letter Uu- up, us, urn, ugly, utter, under, uncle, unpack, umbrella, upstairs, underpass etc
- Letter Rr- rat, red, row, root, rock, ring, rain, rope, ripe, rage, route, right, rough, rattle, robot, ribbon, radish, racket, rainbow etc
- Reading of two letter words



Writing Readiness Activities

- Development of postural control
- Colouring an enclosed figure and free hand drawing
- Writing letters - Kk, Bb, Hh (using a pencil)

Hindi Literacy

- राधावती-खिलौना, गुठिया

previous Montessori apparatus to be carried along

Inculcating the habit of taking care of toys and winding up the toys after playing.



|  |  |   |  |  |  |
|--|--|---|--|--|--|
| chupi games, Snakes and Ladders games, balloons, Simon says, puzzles   | <p>पिटारा , पोटली, भागना, आसन, सेहत, आदी</p> <ul style="list-style-type: none"> <li>लिखित अभ्यास - व और ब इन शब्दों को नियमित रूप से क्रियाओं द्वारा बच्चों के सक्रिय शब्द कोष में प्रयोग करवाएं।</li> <li>मौखिक ध्वनि विस्तारण-<br/>व, ब<br/>स्वर एवं वर्ण सम्बन्धित आयु अनुरूप विख्यात शब्दावली एकत्रित कर के बच्चों तक पहुँचाना शिक्षिका का ध्येय रहेगा।</li> </ul> |   |  |  |  |
| Learning Outcomes  |  |   |  |  |  |
| <p>The child will be able to:</p> <ul style="list-style-type: none"> <li>➤ improve his/her speech.</li> <li>➤ learn intonation and correct pronunciation.</li> <li>➤ build his/ her vocabulary.</li> <li>➤ develop auditory skills such as discriminating between sounds.</li> </ul> | <p>The child will be able to:</p> <p>English</p> <ul style="list-style-type: none"> <li>➤ enhance active vocabulary related to summer season.</li> <li>➤ acquire phonetic awareness.</li> </ul> <p>Hindi</p> <p>बच्चे भाषा के प्रति रुचि जागृत करेंगे। बच्चे कौशल के अनुप्रयोग और एकीकरण पर ध्यान केंद्रित करना सीखेंगे।</p>   | <p>The child will be able to:</p> <ul style="list-style-type: none"> <li>➤ develop an understanding of simple early mathematical skills.</li> <li>➤ develop an understanding of repeating patterns by identifying, extending and creating.</li> </ul> | <p>The child will be able to:</p> <ul style="list-style-type: none"> <li>➤ develop gross and fine motor skills and enhance creativity.</li> <li>➤ articulate their feelings and thoughts.</li> </ul> |  | <p>The child will be able to:</p> <ul style="list-style-type: none"> <li>➤ develop empathy, compassion and love towards others.</li> <li>➤ imbibe good moral values.</li> <li>➤ Boosts self-confidence.</li> </ul> |



**MONTH : FEBRUARY**  
**THEME OF THE MONTH : FLORA ON EARTH**

**STORY OF THE MONTH**

One morning, Bharati and Bharat enjoyed the cool breeze in their garden. Bharati asked, "Bharat, how many colors do you see in the plants around us?"

Bharat replied, "Red (roses), green (leaves), brown (trunks), yellow (sunflowers), pink and white (periwinkle), and orange (baby naarangi)."

Bharati smiled, "Imagine living without a garden—no colors to admire."

Bharat took a deep breath. "And the fresh air smells so nice with the fragrance of flowers!"

Just then, a butterfly fluttered past them, landing on a bright flower. Bharati laughed, "Even the insects enjoy nature's beauty!"

Bharat nodded. "Yes! Trees and plants not only give us colors and fresh air but also provide food and shelter for birds, insects, and animals."

Bharati added, "That's why we must take care of nature. If we plant more trees, we will always have fresh air, shade, and beauty around us."

With a new appreciation for their garden, they promised to protect and nurture the plants, making the world greener and happy place.

## Month - February

### Theme - Flora on Earth (पेड़ पौधों का करो ख्याल, बनाओ जीवन को खुशहाल)

| Language and Literacy (English and Hindi)  |  | Math and Blocks  | Creative Expression   | Science and Exploration  | Values, Morals and Ethics<br>(With due importance on Indian culture and rootedness)  |
|--|--|--|---|--|--|
| Language (English & Hindi)   | Literacy (English & Hindi)   |  |   |  |  |
| <ul style="list-style-type: none"> <li>Sing Along: Plants all around. How does the Corn Go</li> </ul> <p>गीतगति : चुन, चित्रित करें</p> <p>Circle Time</p> <ul style="list-style-type: none"> <li>News of The Day</li> <li>Conversation and discussion on plants.</li> <li>Names of the common plants / trees around us - Neem, Betula, Tulsi, Money plant etc.</li> <li>Names of the common flowers that we can see in our immediate environment - Rose, Marigold, Sunflower, Lily, Raney, Jasmine etc.</li> <li>Plants vary based on their size, colour, shape and texture of leaves.</li> <li>Things we get from plants - fruits, vegetables, wood, medicine, flowers.</li> <li>Naming &amp; identification of common fruits &amp; vegetables.</li> <li>Importance of Plants - fresh air, shade, shelter, cool breeze, wood, medicine, perfume, rubber.</li> <li>Name the national fruit, Vegetable, Flower, Tree.</li> </ul> | <p><b>ENGLISH LITERACY</b></p> <p><b>Reading Readiness Activities</b></p> <p>The facilitator to enhance the preschoolers' active vocabulary with the following:</p> <ul style="list-style-type: none"> <li>Conversing with the class group by using these words daily consciously and as frequently as possible.</li> <li>Theme-related vocabulary: sun, ant, pot, bud, crop, seed, stem, tree, stem, root, leaf, bud, fruit, water, seed, grow, field, spring, tractor, blossom, oxygen, names of plants, flower, vegetable and tree.</li> <li>Revision of the letters done so far.</li> <li>Sight words - You, His, Her</li> </ul> <p><b>Writing Readiness Activities</b></p> <ul style="list-style-type: none"> <li>Development of postural control.</li> <li>Freeshand drawing</li> <li>Writing of letters - Ee, Vv, Oo using a pencil.</li> </ul> <p><b>HINDI LITERACY</b></p> <p>अव्ययनी - पि, पर, पीछा पानी सिद्धी राम, तुम सारा प्रियता, तिलना अरि</p> <ul style="list-style-type: none"> <li>वैदिक धर्म विशिष्टता : न एत इ</li> <li>उसी इसी का यद्विना धर्म विवेक</li> <li>विदित अव्यय : न ओर त</li> </ul> <p>Montessori Apparatus-Sand paper letters</p> | <p><b>NUMERACY -</b></p> <ul style="list-style-type: none"> <li>Sorting and pairing activities.</li> <li>Oral Counting 1-10.</li> </ul> <p>Revision of Pre-number concept done so far</p> <p>Revision of shapes</p> <p>Correlation of numbers 1 to 10 with quantity.</p> <p>Maze, Problem Solving</p> <p>Montessori Apparatus - Previous Montessori apparatus to be carried along.</p> <p>Extensor Apparatus</p> <p>Sand paper numbers</p> | <p><b>Project / Experiential learning (Collaboration)</b></p> <ul style="list-style-type: none"> <li>Collage - Pasting of different leaves, things we get from plants.</li> <li>Sorting of seeds/leaves.</li> </ul> <p>Sparks of Joy:<br/>Activity- Creative Design Art</p> | <ul style="list-style-type: none"> <li>Nature Walk</li> <li>Seed Germination</li> </ul> <p>Observe growth of Small Plant using Magnifying glass.</p> | <ul style="list-style-type: none"> <li>Behavioural Skills: Not to pluck leaves, flowers, stems etc.</li> <li>'Seva': Watering plants in school &amp; at home.</li> </ul> |








## LEARNING OUTCOMES

|   |   |  |   |  |  |
|---|---|--|---|--|--|
| <p>The child will be able to:-</p> <ul style="list-style-type: none"> <li>&gt; improve his/her speech.</li> <li>&gt; learn intonation and correct pronunciation.</li> <li>&gt; build his/ her vocabulary.</li> <li>&gt; develop auditory skills such discriminating between sounds.</li> <li>&gt; to use eye contact, gestures and facial expression appropriately when communicating with others.</li> <li>&gt; think, raise questions and put their opinion confidently.</li> </ul> | <p>The child will be able to:-</p> <p><b>English</b></p> <ul style="list-style-type: none"> <li>&gt; enhance active vocabulary related to plants around them.</li> <li>&gt; acquire phonetic awareness.</li> <li>&gt; recognize and read age- appropriate sight words.</li> </ul> <p><b>संस्कृत भाषा में -</b></p> <ul style="list-style-type: none"> <li>&gt; अपने आस- पास के चीजों से सम्बंधित शब्दों को पहचानने में</li> <li>&gt; किंवदन्तियों को जानकर सच कहने में</li> <li>&gt; जानु उपरुक्त दृष्टि शब्दों को पहचानने तथा पढ़ने में</li> </ul> | <p>The child will be able to:-</p> <ul style="list-style-type: none"> <li>&gt; develop an understanding of simple early mathematical skills.</li> <li>&gt; develop an understanding of repeating patterns by identifying, extending and creating.</li> </ul> | <p>The child will be able to:-</p> <ul style="list-style-type: none"> <li>&gt; develop gross and fine motor skills and enhance creativity.</li> <li>&gt; articulate their feelings and thoughts.</li> <li>&gt; make 2-piece puzzle and know about body parts</li> </ul> | <p>The child will be able to:-</p> <ul style="list-style-type: none"> <li>&gt; know about the world around them.</li> <li>&gt; strengthen conceptual understanding.</li> <li>&gt; inculcate the values of scientific thinking.</li> <li>&gt; work collaboratively towards uplifting Green Habits, show perseverance and commitment.</li> <li>&gt; develop their observational skills and differentiate various types of plants.</li> </ul> | <p>The child will be able to:-</p> <ul style="list-style-type: none"> <li>&gt; develop empathy, compassion and love towards others.</li> <li>&gt; imbibe good moral values.</li> <li>&gt; boosts self-confidence.</li> </ul> |
|---|---|--|---|--|--|

## Month - March

### Theme - School Tour & Bridging Gap Activities

| Language and Literacy (English and Hindi)   |   | Math and Blocks  | Creative Expression  | Science and Exploration   | Values, Morals and Ethics<br>(With due importance on Indian culture and rootedness)  |
|---|---|--|--|---|--|
| Language (English & Hindi)  | Literacy (English & Hindi)  |  |  |   |  |
| <ul style="list-style-type: none"> <li>Circle Time</li> <li>News of The Day</li> <li>Sing Along: School Song</li> <li>गीतांजलि - है नमन बाल भारती को</li> </ul> | <p><b>ENGLISH LITERACY</b></p> <ul style="list-style-type: none"> <li>Revision of letters done so far</li> <li>Revision of the sight words</li> <li>Freehand drawing</li> <li>Writing Practice of the letters done so far.</li> <li>Bridging Worksheets</li> <li>Montessori Apparatus - Sandpaper letters</li> </ul>  <p><b>HINDI LITERACY</b></p> <ul style="list-style-type: none"> <li>शब्दावली - विद्यार्थ्य, कला, अन्वेषक, छात्र, छात्रा, शिक्षक, गायी, छात्रा, टीचर, अर्थ, शिक्षक, कुली, गैर आदि</li> <li>सभी शब्दों का मौखिक ध्वनि चिह्नकरण</li> <li>मौखिक ध्वनि चिह्नकरण - प एठ म</li> <li>लिखित अभ्यास - प एठ म</li> <li>शब्द एठ इमे सम्बंधित अनु अनुक्रम विद्यमान शब्दावली चिह्नित करके इमे इमे तक पहुँचाना चिह्नित कर चिह्नित होना</li> </ul> | <p><b>NUMERACY-</b></p> <ul style="list-style-type: none"> <li>Sorting and pairing activities.</li> <li>Oral Counting 1-10.</li> <li>Revision of the Pre number concept done so far.</li> <li>Revision of the shapes already done.</li> <li>Correlation of numbers 1 to 10 with quantity</li> <li>Revision of information of age, contact number, house number, number of family members.</li> <li>Montessori Apparatus- Previous Montessori apparatus to be carried along.</li> </ul> | <ul style="list-style-type: none"> <li>Class Presentation</li> <li>Language Activity - Puppet Play (Use puppets to engage in simple dialogues)</li> <li>Sparks of Joy- Doodling Fun</li> </ul>  | <ul style="list-style-type: none"> <li>Nature Walk</li> </ul>  | <p><b>Respect For School Property</b></p>  <ul style="list-style-type: none"> <li>Explore the School</li> </ul>  |

## LEARNING OUTCOMES

|   |  |   |   |   |   |
|---|--|---|---|---|---|
| <p>English</p> <ul style="list-style-type: none"> <li>The children will be able to know about their school and develop a positive approach towards learning.</li> </ul> | <p>English Literacy</p> <ul style="list-style-type: none"> <li>The children will be able to read and write letters learnt throughout the year.</li> </ul> <p>Hindi Literacy</p> <ul style="list-style-type: none"> <li>छात्र उचित स्वर प्रवाह तथा स्वर भाव के साथ कविता वाचन से प्रभावित होगा।</li> <li>बच्चे हिंदी वर्णमाला के अक्षरों की आकृति व ध्वनि की पहचान कर उनके पढ़ने का अभ्यास करेंगे।</li> </ul> | <ul style="list-style-type: none"> <li>The children will be able to write numbers with proper formation.</li> <li>The children will be able to draw/count/pick objects for the given number.</li> <li>The child will be able to develop his/her thinking skills and build problem-solving ability.</li> </ul> | <ul style="list-style-type: none"> <li>The child will be able to develop his/her fine motor skills and gross motor skills.</li> <li>The child will be able to gain strength and confidence in his/ her body movements.</li> <li>The child will be able to develop his/her critical thinking ability.</li> <li>The children will be able to work collaboratively towards achieving cleanliness.</li> </ul> | <ul style="list-style-type: none"> <li>The child will be able to develop probing, analytical and reasoning skills. The child will develop the aptitude of learning by doing.</li> </ul> | <ul style="list-style-type: none"> <li>The children will be able to increase his/her awareness about the school.</li> </ul> |
|---|--|---|---|---|---|